

CURA

EXHIBIT A	
Quantar's Preliminary Infringement Contentions	
US Patent No: 9143523 12/811,208	Accused Instrumentalities
Claim: 1	
1. Apparatus for assessing threat to at least one computer network, the threat including at least one electronic threat, the computer network comprising a plurality of IT systems and a plurality of business processes operating on the plurality of IT systems, wherein (a) at least one IT system has two or more of the plurality of business processes operating thereon or (b) at least one business process operates on two or more of the plurality of IT systems, the apparatus comprising at least one processor and a memory coupled to the processor, the memory storing instructions executable by the processor that cause the processor to:	
predict future threat activity based on past observed threat activity including, for the at least one electronic threat, to receive observed threat data from a database, to extrapolate future event frequency and to produce a profile of predicted threat activity, wherein the observed threat data includes observed threats and, for each observed threat, one or more targets for the observed threat and a severity score for each target,	

<p>determine expected downtime of each system of the plurality of IT systems in dependence upon said predicted threat activity including the severity scores and extrapolated future event frequency, determine loss for each of the plurality of business processes dependent on the downtimes of the IT systems, and add losses for the plurality of business processes so as to obtain a combined loss arising from the threat activity.</p>	
<p>Claim: 12</p>	
<p>12. A method of assessing threat to at least one computer network, the threat including at least one electronic threat, the network comprising a plurality of IT systems wherein a plurality of business processes operate on the plurality of IT systems, and wherein (a) at least one IT system has two or more of the plurality of business processes operating thereon or (b) at least one business process operates on two or more of the plurality of IT systems, the method comprising, by using at least one computer processor:</p>	
<p>predicting threat activity based on past observed activity including, for the at least one electronic threat, to receive observed threat data from a database, to extrapolate future event frequency and to produce a profile of predicted threat activity, wherein the observed threat data includes observed threats and, for each observed threat, one or more targets for the observed threat and a severity score for each target;</p>	
<p>determining expected downtime of the plurality of IT systems in dependence upon said predicted threat</p>	

activity including the severity scores and extrapolated future event frequency;	
determining loss for the plurality of business processes dependent on the downtimes of the IT systems;	
adding losses for the plurality of business processes to obtain a combined loss arising from the threat activity.	
Claim: 15	
<p>15. A non-transitory computer readable medium storing a computer program which when executed by a computer system, causes the computer system to perform a method of assessing threat to at least one computer network, the threat including at least one electronic threat, the computer network comprising a plurality of IT systems wherein a plurality of business processes operate on the plurality of IT systems, and wherein (a) at least one IT system has two or more of the plurality of business processes operating thereon or (b) at least one business process operates on two or more of the plurality of IT systems, the method comprising:</p>	
<p>predicting threat activity based on past observed activity including, for the at least one electronic threat, to receive observed threat data from a database, to extrapolate future event frequency and to produce a profile of predicted threat activity, wherein the observed threat data includes observed threats and, for each observed threat, one or more targets for the observed threat and a severity score for each target;</p>	

determining expected downtime of each of the plurality of IT systems in dependence upon said predicted threat activity including the severity scores and extrapolated future event frequency;	
determining loss for the plurality of business processes dependent on the downtimes of the IT systems;	
adding losses for the plurality of business processes to obtain a combined loss arising from the threat activity.	

Note: Total claims: 15 and Independent claims: 3

EXHIBIT B	
Quantar's Preliminary Infringement Contentions	
US Patent No: 9363279 13/322,298	Accused Instrumentalities
Claim: 1	
1. An apparatus including one or more computer processors and a non-transient computer readable memory, wherein the one or more computer processors are configured pursuant to programming code in a the non-transient computer readable memory to predict, for each of a plurality of threats capable of affecting at least one computer network in which a plurality of systems operate, future threat activity using a Monte Carlo method based on stochastic modelling of past observed threat events, wherein the plurality of	

<p>threats includes a plurality of electronic threats and the plurality of electronic threats includes a plurality of computer viruses, wherein the one or more computer processors are configured, for a given threat, to model a set of past observed threat events to obtain an estimate of at least one model parameter, and, in a Monte Carlo simulation of a given threat, to predict future threat events using the at least one model parameter and a stochastic model using a projection of at least one model parameter which is based on the estimate of at least one model parameter and on a randomly-drawn variable, and to predict a distribution of future threat events by repeating the simulation using a plurality of variables; and</p>	
<p>wherein the apparatus is further configured to determine an expected downtime of each of said systems in dependence upon said predicted future threat activity and to determine a financial loss for each of a plurality of operational processes dependent on the downtimes of each of said systems and to add the financial losses for said plurality of processes so as to obtain a combined financial loss arising from the predicted future threat activity.</p>	<p>CURA 1;</p>



CURA 2;

Dashboards | Demo Dashboard

Financial Impact

Intolerable				3	
Major		2	2	1	2
Significant	1	2	1		
Moderate	2	3	3	2	2
Minor	1				1
	Rare	Unlikely	Possible	Likely	Highly likely

Operational Impact

Intolerable		2	1	2	
Major		1	2		1
Significant	2	1	2	2	1
Moderate	1	2	1	2	3
Minor	1				
	Rare	Unlikely	Possible	Likely	Highly likely

Reputational Impact

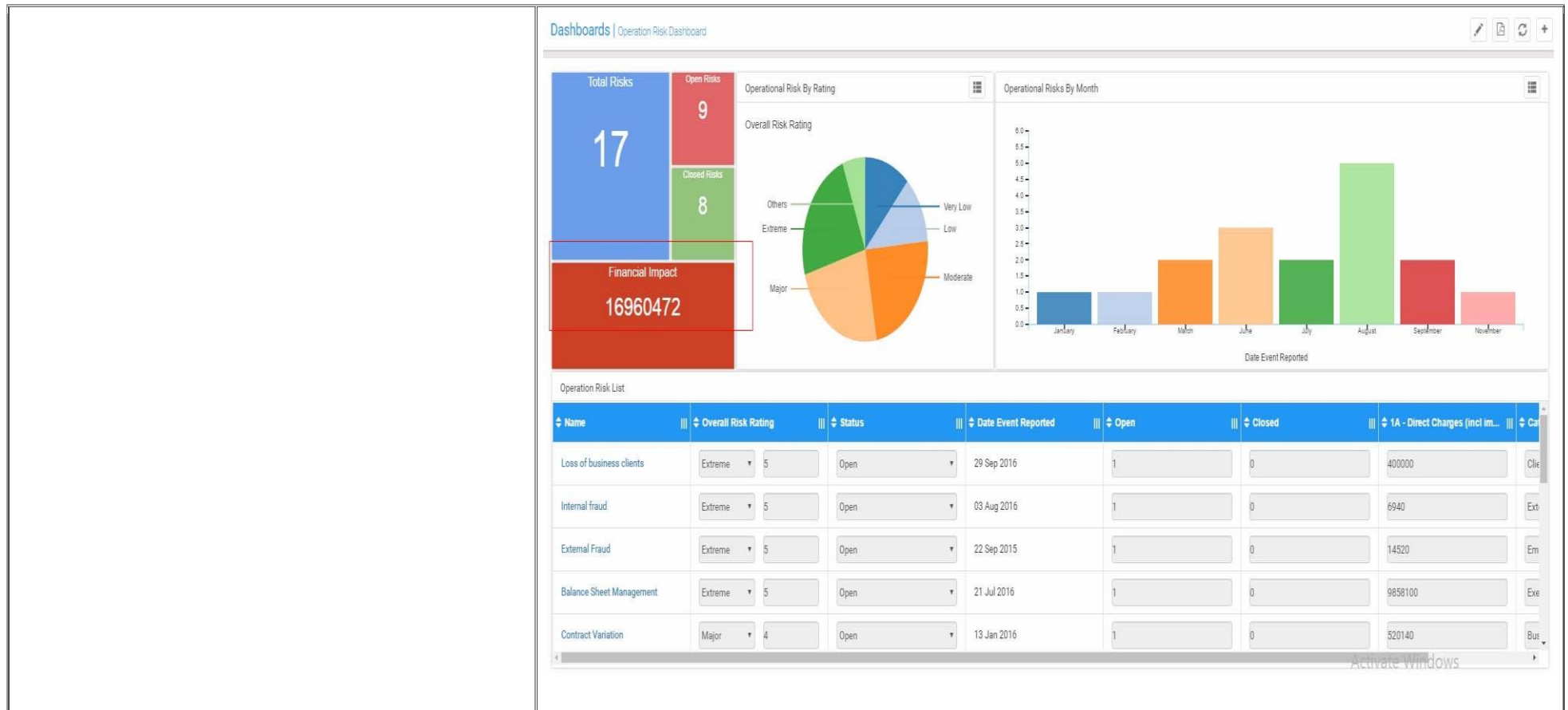
Intolerable	1	2			1
Major	1		1	3	
Significant	1	1	3	1	
Moderate	1	1	2	1	2
Minor		2		1	2
	Rare	Unlikely	Possible	Likely	Highly likely

Risk Or Opportunity

Name	Financial Impact	Operational Impact
Unfair regulatory environment caused by regulator interventions	Moderate 2	Moderate 2
Technology failure leads loss of major enterprise customers	Major 4	Significant 3
Remuneration policy (e.g. Exec pay levels, gender pay gap) is viewed negatively	Major 4	Major 4

Risk Category

CURA 3;



Claim: 25

25. A computer-implemented method, the method being performed by a computer system having one or more computer processors and a non-transient computer readable memory, the one or more computer processors being configured pursuant to

programming code in the non-transient computer readable memory, the method comprising:	
predicting, for each of a plurality of threats, future threat activity using a Monte Carlo method based on stochastic modelling of past observed threat events capable of affecting at least one computer network in which a plurality of systems operate, wherein the plurality of threats includes a plurality of electronic threats and the plurality of electronic threats includes a plurality of computer viruses;	
wherein for each given threat the method comprises:	
modelling a set of past observed threat events to obtain an estimate of at least one model parameter;	
performing a Monte Carlo simulation of the given threat by:	
predicting future threat events using the at least one model parameter and a stochastic model using a projection of at least one model parameter which is based on the estimate of at least one model parameter and on a randomly-drawn variable, and predicting a distribution of future threat events by repeating the simulation using a plurality of variables; and	
wherein determining an expected downtime of each system in dependence upon said predicted future threat activity;	

determining a **financial** loss for each of a plurality of operational processes dependent on the downtimes of the systems;

CURA 1;



CURA 2;

Dashboards | Demo Dashboard

Financial Impact

Intolerable				3	
Major		2	2	1	2
Significant	1	2	1		
Moderate	2	3	3	2	2
Minor	1				1
	Rare	Unlikely	Possible	Likely	Highly likely

Operational Impact

Intolerable		2	1	2	
Major		1	2		1
Significant	2	1	2	2	1
Moderate	1	2	1	2	3
Minor	1				
	Rare	Unlikely	Possible	Likely	Highly likely

Reputational Impact

Intolerable	1	2			1
Major	1		1	3	
Significant	1	1	3	1	
Moderate	1	1	2	1	2
Minor		2		1	2
	Rare	Unlikely	Possible	Likely	Highly likely

Risk Or Opportunity

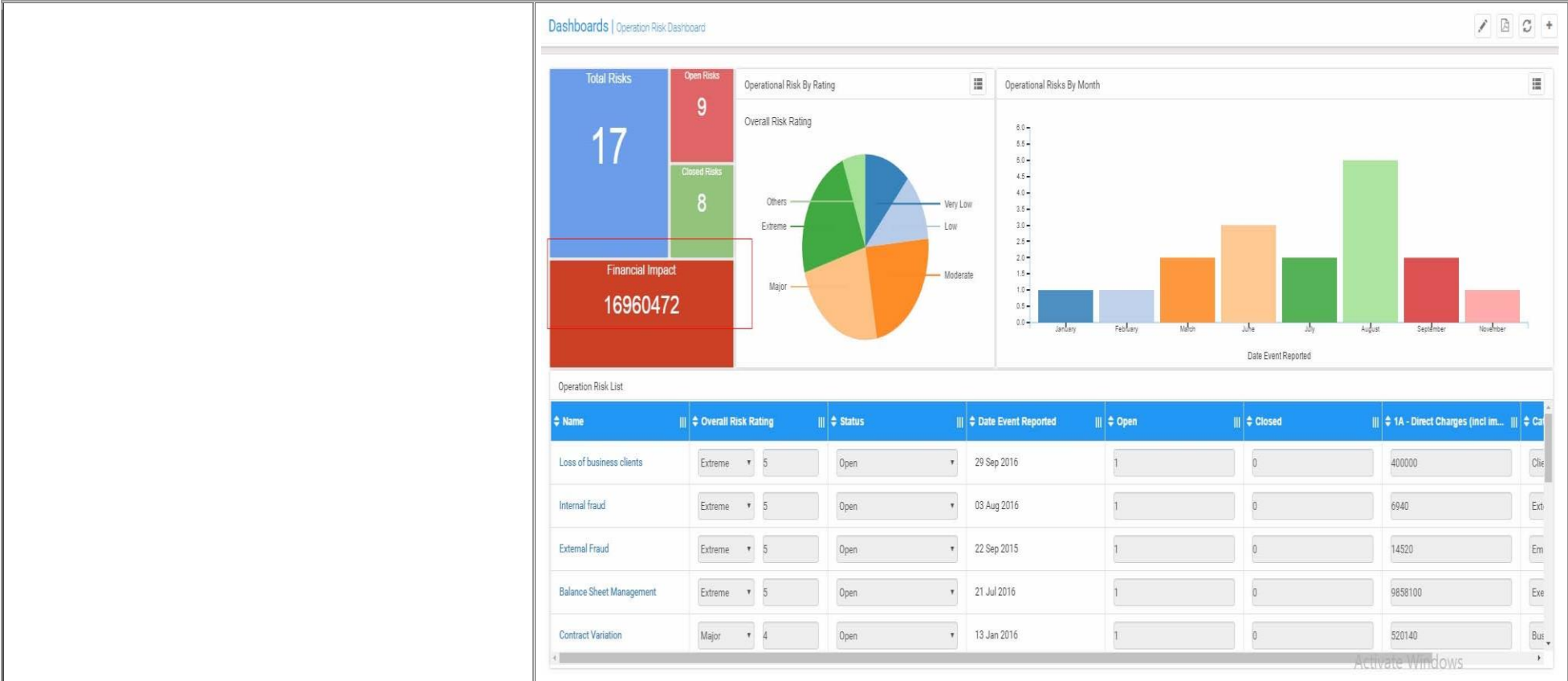
Risk/Opportunity

Name	Financial Impact	Operational Impact
Unfair regulatory environment caused by regulator interventions	Moderate 2	Moderate 2
Technology failure leads loss of major enterprise customers	Major 4	Significant 3
Remuneration policy (e.g. Exec pay levels, gender pay gap) is viewed negatively	Major 4	Major 4

Risk Category

Risk Category

CURA 3;



adding the **financial** losses for the plurality of processes to obtain a combined **financial** loss arising from the future threat activity.

CURA 1;



CURA 2;

Dashboards | Demo Dashboard

Financial Impact

Intolerable				3	
Major		2	2	1	2
Significant	1	2	1		
Moderate	2	3	3	2	2
Minor	1				1
	Rare	Unlikely	Possible	Likely	Highly likely

Operational Impact

Intolerable		2	1	2	
Major		1	2		1
Significant	2	1	2	2	1
Moderate	1	2	1	2	3
Minor	1				
	Rare	Unlikely	Possible	Likely	Highly likely

Reputational Impact

Intolerable	1	2			1
Major	1		1	3	
Significant	1	1	3	1	
Moderate	1	1	2	1	2
Minor		2		1	2
	Rare	Unlikely	Possible	Likely	Highly likely

Risk Or Opportunity

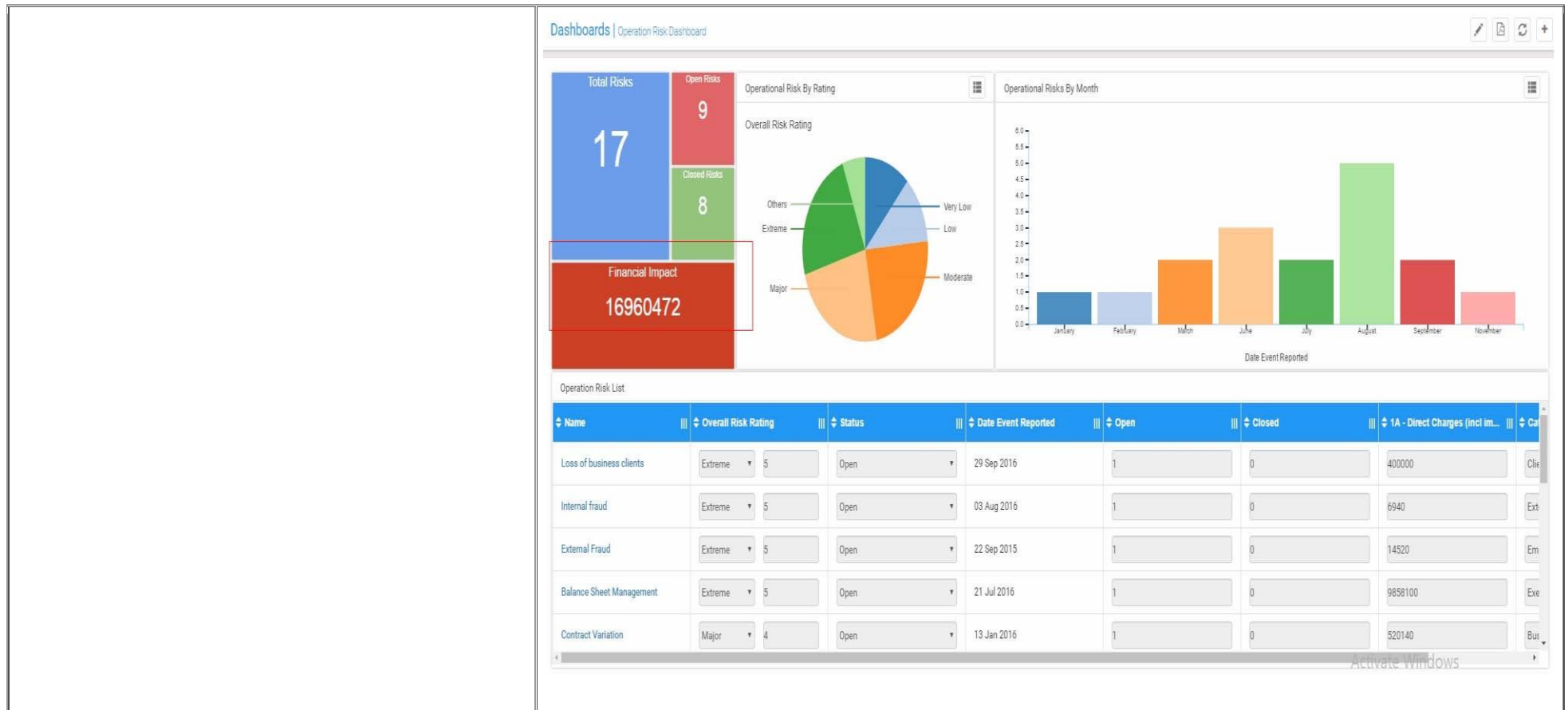
Risk/Opportunity

Name	Financial Impact	Operational Impact
Unfair regulatory environment caused by regulator interventions	Moderate 2	Moderate 2
Technology failure leads loss of major enterprise customers	Major 4	Significant 3
Remuneration policy (e.g. Exec pay levels, gender pay gap) is viewed negatively	Major 4	Major 4

Risk Category

Risk Category

CURA 3;



Claim: 29

29. A non-transitory computer readable medium having a computer program thereon, which when executed by a computer system having one or more computer processors and a non-transient computer readable memory, causes the computer system to predict, for each of a plurality of threats,

<p>future threat activity a Monte Carlo method based on stochastic modelling of past observed threat events capable of affecting at least one computer network in which a plurality of systems operate, wherein the plurality of threats includes a plurality of electronic threats and the plurality of electronic threats includes a plurality of computer viruses;</p>	
<p>wherein execution of the computer program causes the computer system to perform, for each given threat, steps comprising:</p>	
<p>modelling a set of past observed threat events to obtain an estimate of at least one model parameter;</p>	
<p>performing a Monte Carlo simulation of the given threat by:</p>	
<p>predicting future threat events using the at least one model parameter and a stochastic model using a projection of at least one model parameter which is based on the estimate of at least one model parameter and on a randomly-drawn variable, and predicting a distribution of future threat events by repeating the simulation using a plurality of variables; and</p>	
<p>wherein determining an expected downtime of each system in dependence upon said predicted future threat activity;</p>	

determining a **financial** loss for each of a plurality of operational processes dependent on the downtimes of the systems;

CURA 1;



CURA 2;

Dashboards | Demo Dashboard

Financial Impact

Intolerable				3	
Major		2	2	1	2
Significant	1	2	1		
Moderate	2	3	3	2	2
Minor	1				1
	Rare	Unlikely	Possible	Likely	Highly likely

Operational Impact

Intolerable		2	1	2	
Major		1	2		1
Significant	2	1	2	2	1
Moderate	1	2	1	2	3
Minor	1				
	Rare	Unlikely	Possible	Likely	Highly likely

Reputational Impact

Intolerable	1	2			1
Major	1		1	3	
Significant	1	1	3	1	
Moderate	1	1	2	1	2
Minor		2		1	2
	Rare	Unlikely	Possible	Likely	Highly likely

Risk Or Opportunity

Name	Financial Impact	Operational Impact
Unfair regulatory environment caused by regulator interventions	Moderate 2	Moderate 2
Technology failure leads loss of major enterprise customers	Major 4	Significant 3
Remuneration policy (e.g. Exec pay levels, gender pay gap) is viewed negatively	Major 4	Major 4

Risk Category

CURA 3;

	<p>Dashboards Operation Risk Dashboard</p> <table border="1"> <thead> <tr> <th>Name</th> <th>Overall Risk Rating</th> <th>Status</th> <th>Date Event Reported</th> <th>Open</th> <th>Closed</th> <th>1A - Direct Charges (incl m...)</th> <th>Ca</th> </tr> </thead> <tbody> <tr> <td>Loss of business clients</td> <td>Extreme 5</td> <td>Open</td> <td>29 Sep 2016</td> <td>1</td> <td>0</td> <td>400000</td> <td>Cle</td> </tr> <tr> <td>Internal fraud</td> <td>Extreme 5</td> <td>Open</td> <td>03 Aug 2016</td> <td>1</td> <td>0</td> <td>6940</td> <td>Ext</td> </tr> <tr> <td>External Fraud</td> <td>Extreme 5</td> <td>Open</td> <td>22 Sep 2015</td> <td>1</td> <td>0</td> <td>14520</td> <td>Em</td> </tr> <tr> <td>Balance Sheet Management</td> <td>Extreme 5</td> <td>Open</td> <td>21 Jul 2016</td> <td>1</td> <td>0</td> <td>9858100</td> <td>Exe</td> </tr> <tr> <td>Contract Variation</td> <td>Major 4</td> <td>Open</td> <td>13 Jan 2016</td> <td>1</td> <td>0</td> <td>520140</td> <td>Bus</td> </tr> </tbody> </table>	Name	Overall Risk Rating	Status	Date Event Reported	Open	Closed	1A - Direct Charges (incl m...)	Ca	Loss of business clients	Extreme 5	Open	29 Sep 2016	1	0	400000	Cle	Internal fraud	Extreme 5	Open	03 Aug 2016	1	0	6940	Ext	External Fraud	Extreme 5	Open	22 Sep 2015	1	0	14520	Em	Balance Sheet Management	Extreme 5	Open	21 Jul 2016	1	0	9858100	Exe	Contract Variation	Major 4	Open	13 Jan 2016	1	0	520140	Bus
Name	Overall Risk Rating	Status	Date Event Reported	Open	Closed	1A - Direct Charges (incl m...)	Ca																																										
Loss of business clients	Extreme 5	Open	29 Sep 2016	1	0	400000	Cle																																										
Internal fraud	Extreme 5	Open	03 Aug 2016	1	0	6940	Ext																																										
External Fraud	Extreme 5	Open	22 Sep 2015	1	0	14520	Em																																										
Balance Sheet Management	Extreme 5	Open	21 Jul 2016	1	0	9858100	Exe																																										
Contract Variation	Major 4	Open	13 Jan 2016	1	0	520140	Bus																																										
<p>adding the financial losses for the plurality of processes to obtain a combined financial loss arising from the future threat activity.</p>	<p>CURA 1;</p>																																																



CURA 2;

Dashboards | Demo Dashboard

Financial Impact

Intolerable				3	
Major		2	2	1	2
Significant	1	2	1		
Moderate	2	3	3	2	2
Minor	1				1
	Rare	Unlikely	Possible	Likely	Highly likely

Operational Impact

Intolerable		2	1	2	
Major		1	2		1
Significant	2	1	2	2	1
Moderate	1	2	1	2	3
Minor	1				
	Rare	Unlikely	Possible	Likely	Highly likely

Reputational Impact

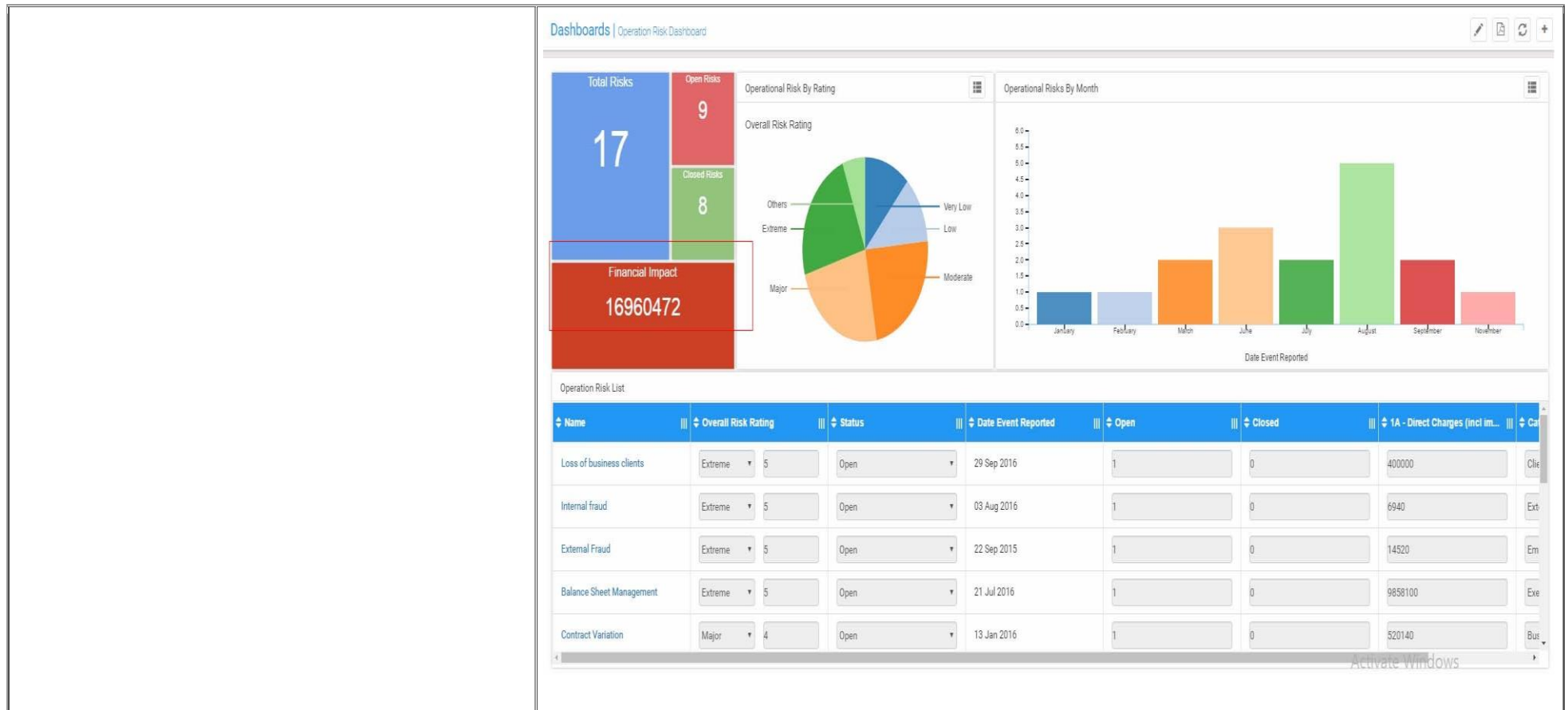
Intolerable	1	2			1
Major	1		1	3	
Significant	1	1	3	1	
Moderate	1	1	2	1	2
Minor		2		1	2
	Rare	Unlikely	Possible	Likely	Highly likely

Risk Or Opportunity

Name	Financial Impact	Operational Impact
Unfair regulatory environment caused by regulator interventions	Moderate 2	Moderate 2
Technology failure leads loss of major enterprise customers	Major 4	Significant 3
Remuneration policy (e.g. Exec pay levels, gender pay gap) is viewed negatively	Major 4	Major 4

Risk Category

CURA 3;



Note: Total claims: 30 and Independent claims: 3

EXHIBIT C	
Quantar's Preliminary Infringement Contentions	
US Patent No: 9288224 14/827,712	Accused Instrumentalities

Claim: 1	
1. Apparatus for assessing and valuing computer network threats, the threats including at least one electronic threat, the computer network comprising a plurality of IT systems and a plurality of business processes operating on the plurality of IT systems, the apparatus comprising at least one processor and a memory coupled to the processor, the memory storing instructions executable by the processor that cause the processor to:	
predict future threat activity based on past observed threat activity including, at least one electronic threat, to receive observed threat data from a database, to extrapolate future event frequency and to produce a profile of predicted threat activity, wherein the observed threat data includes observed threats and, for each observed threat, one or more targets for the observed threat and a severity score for each target;	
determine expected downtime of each system of the plurality of IT systems in dependence upon said predicted threat activity including the severity scores and extrapolated future event frequency;	
determine the financial loss for each of the plurality of business processes dependent on the downtimes of the IT systems, and;	CURA 1;



CURA 2;

Dashboards | Demo Dashboard

Financial Impact

Intolerable				3	
Major		2	2	1	2
Significant	1	2	1		
Moderate	2	3	3	2	2
Minor	1				1
	Rare	Unlikely	Possible	Likely	Highly likely

Operational Impact

Intolerable		2	1	2	
Major		1	2		1
Significant	2	1	2	2	1
Moderate	1	2	1	2	3
Minor	1				
	Rare	Unlikely	Possible	Likely	Highly likely

Reputational Impact

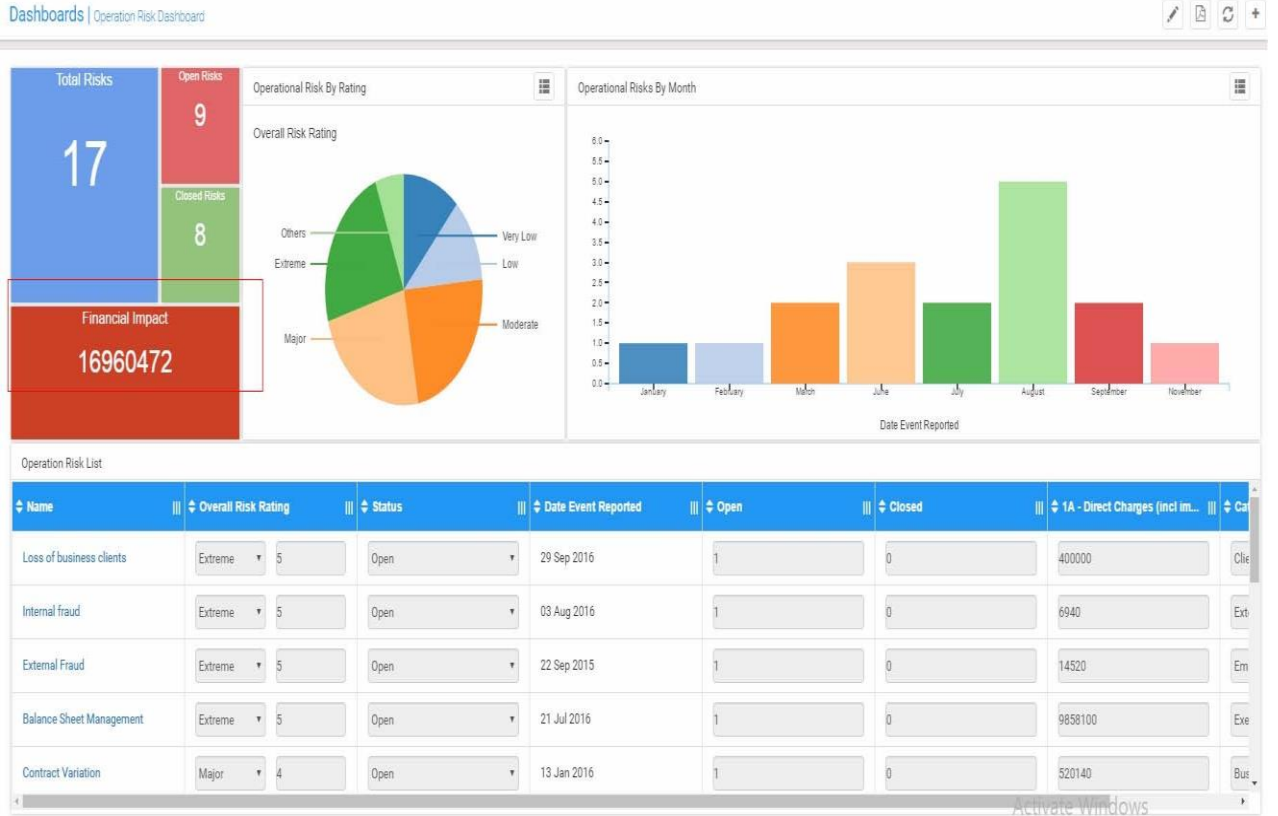
Intolerable	1	2			1
Major	1		1	3	
Significant	1	1	3	1	
Moderate	1	1	2	1	2
Minor		2		1	2
	Rare	Unlikely	Possible	Likely	Highly likely

Risk Or Opportunity

Name	Financial Impact	Operational Impact
Unfair regulatory environment caused by regulator interventions	Moderate 2	Moderate 2
Technology failure leads loss of major enterprise customers	Major 4	Significant 3
Remuneration policy (e.g. Exec pay levels, gender pay gap) is viewed negatively	Major 4	Major 4

Risk Category

CURA 3;



add the **financial** losses for the plurality of business processes so as to obtain a combined **financial** loss arising from the threat activity.

CURA 1;



CURA 2;

Dashboards | Demo Dashboard

Financial Impact

Intolerable				3	
Major		2	2	1	2
Significant	1	2	1		
Moderate	2	3	3	2	2
Minor	1				1
	Rare	Unlikely	Possible	Likely	Highly likely

Operational Impact

Intolerable		2	1	2	
Major		1	2		1
Significant	2	1	2	2	1
Moderate	1	2	1	2	3
Minor	1				
	Rare	Unlikely	Possible	Likely	Highly likely

Reputational Impact

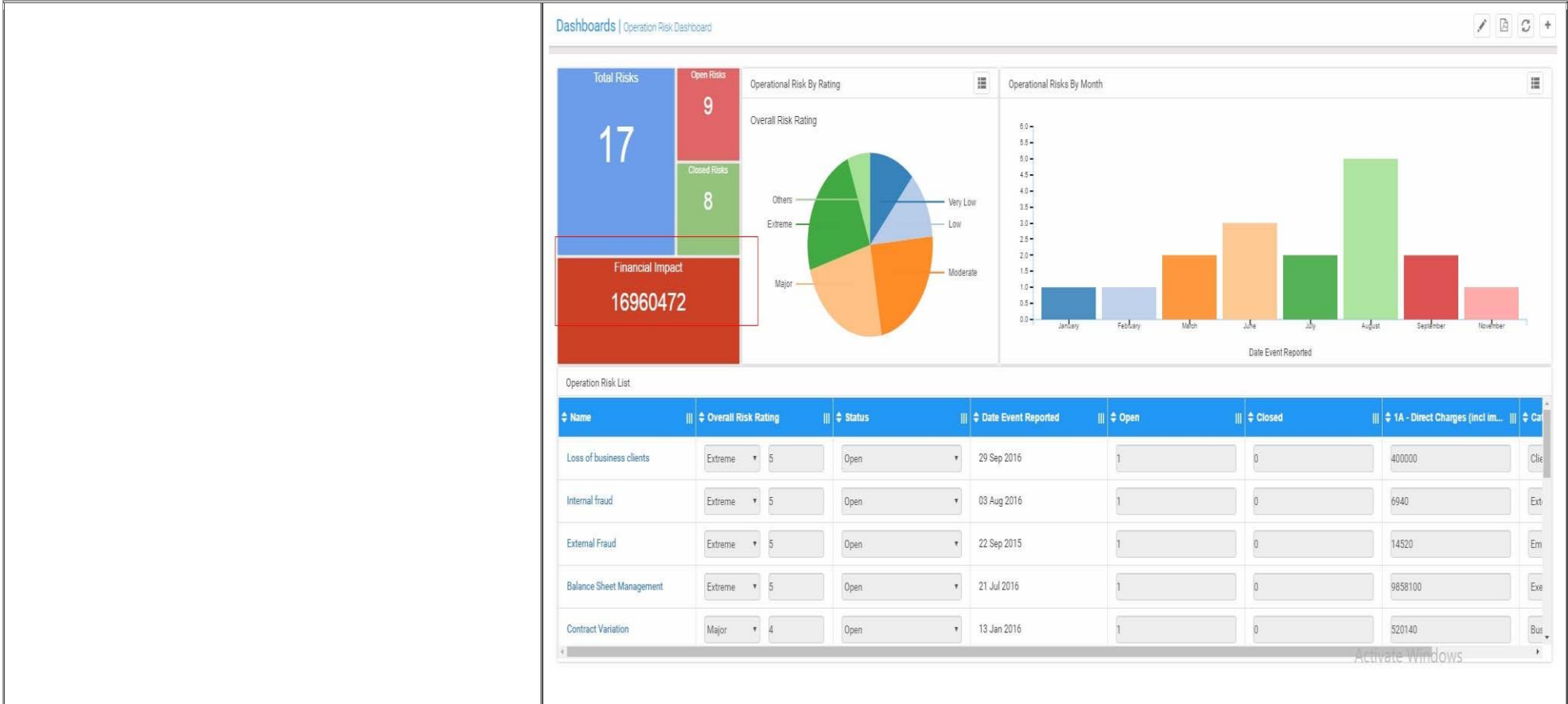
Intolerable	1	2			1
Major	1		1	3	
Significant	1	1	3	1	
Moderate	1	1	2	1	2
Minor		2		1	2
	Rare	Unlikely	Possible	Likely	Highly likely

Risk Or Opportunity

Name	Financial Impact	Operational Impact
Unfair regulatory environment caused by regulator interventions	Moderate 2	Moderate 2
Technology failure leads loss of major enterprise customers	Major 4	Significant 3
Remuneration policy (e.g. Exec pay levels, gender pay gap) is viewed negatively	Major 4	Major 4

Risk Category

CURA 3;



Claim: 13

13. A method of assessing and valuing computer network threats, the threats including at least one electronic threat, the network comprising a plurality of IT systems wherein a plurality of business processes operate on the plurality of IT systems the

method comprising, by using at least one computer processor:	
predicting threat activity based on past observed activity including, for at least one electronic threat, to receive observed threat data from a database, to extrapolate future event frequency and to produce a profile of predicted threat activity, wherein the observed threat data includes observed threats and, for each observed threat, one or more targets for the observed threat and a severity score for each target;	
determining expected downtime of the plurality of IT systems in dependence upon said predicted threat activity including the severity scores and extrapolated future event frequency;	
determining the financial loss for the plurality of business processes dependent on the downtimes of the IT systems;	CURA 1;



CURA 2;

Dashboards | Demo Dashboard

Financial Impact

Intolerable				3	
Major		2	2	1	2
Significant	1	2	1		
Moderate	2	3	3	2	2
Minor	1				1
	Rare	Unlikely	Possible	Likely	Highly likely

Operational Impact

Intolerable		2	1	2	
Major		1	2		1
Significant	2	1	2	2	1
Moderate	1	2	1	2	3
Minor	1				
	Rare	Unlikely	Possible	Likely	Highly likely

Reputational Impact

Intolerable	1	2			1
Major	1		1	3	
Significant	1	1	3	1	
Moderate	1	1	2	1	2
Minor		2		1	2
	Rare	Unlikely	Possible	Likely	Highly likely

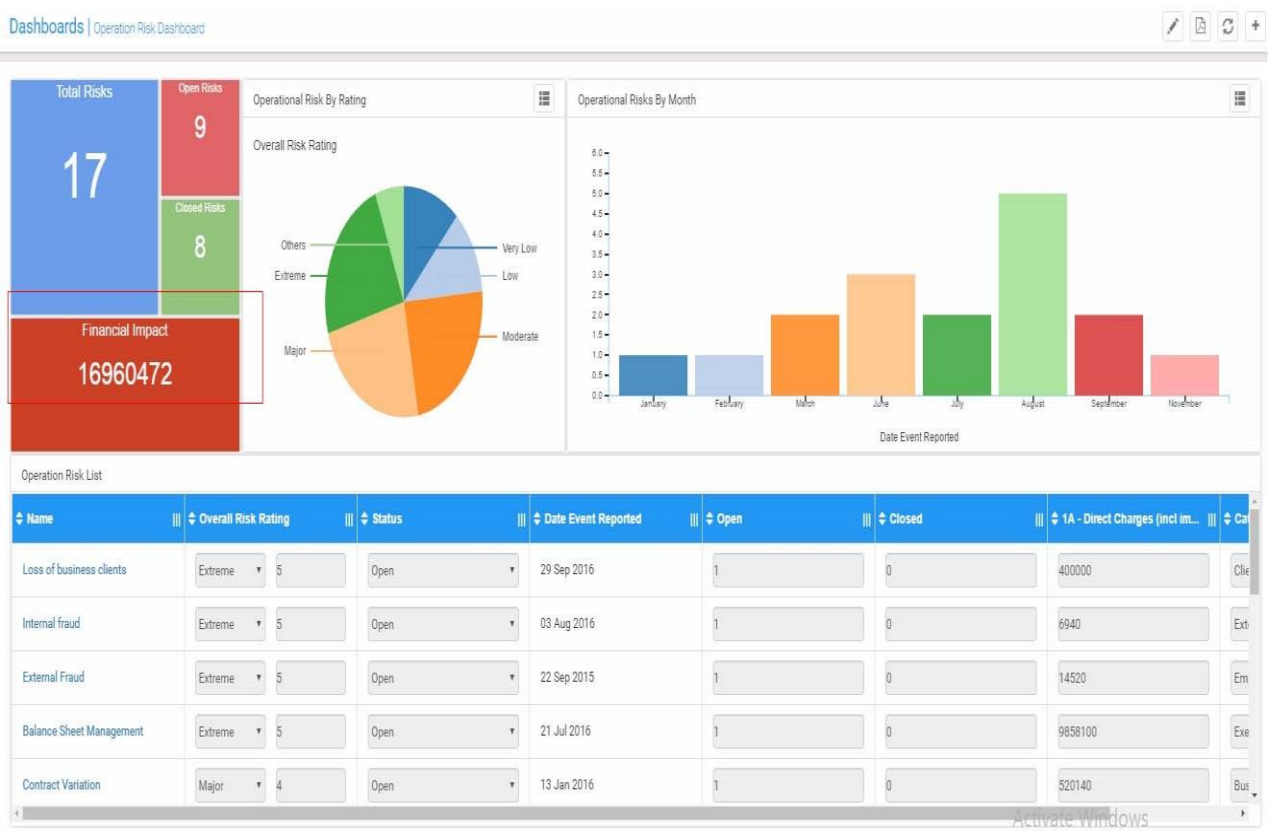
Risk Or Opportunity

Name	Financial Impact	Operational Impact
Unfair regulatory environment caused by regulator interventions	Moderate 2	Moderate 2
Technology failure leads loss of major enterprise customers	Major 4	Significant 3
Remuneration policy (e.g. Exec pay levels, gender pay gap) is viewed negatively	Major 4	Major 4

Risk Category

Activate Windows
Go to Settings to activate Windows.

CURA 3;



adding the **financial** losses for the plurality of business processes to obtain a combined **financial** loss arising from the threat activity.

CURA 1;



CURA 2;

Dashboards | Demo Dashboard

Financial Impact

Intolerable				3	
Major		2	2	1	2
Significant	1	2	1		
Moderate	2	3	3	2	2
Minor	1				1
	Rare	Unlikely	Possible	Likely	Highly likely

Operational Impact

Intolerable		2	1	2	
Major		1	2		1
Significant	2	1	2	2	1
Moderate	1	2	1	2	3
Minor	1				
	Rare	Unlikely	Possible	Likely	Highly likely

Reputational Impact

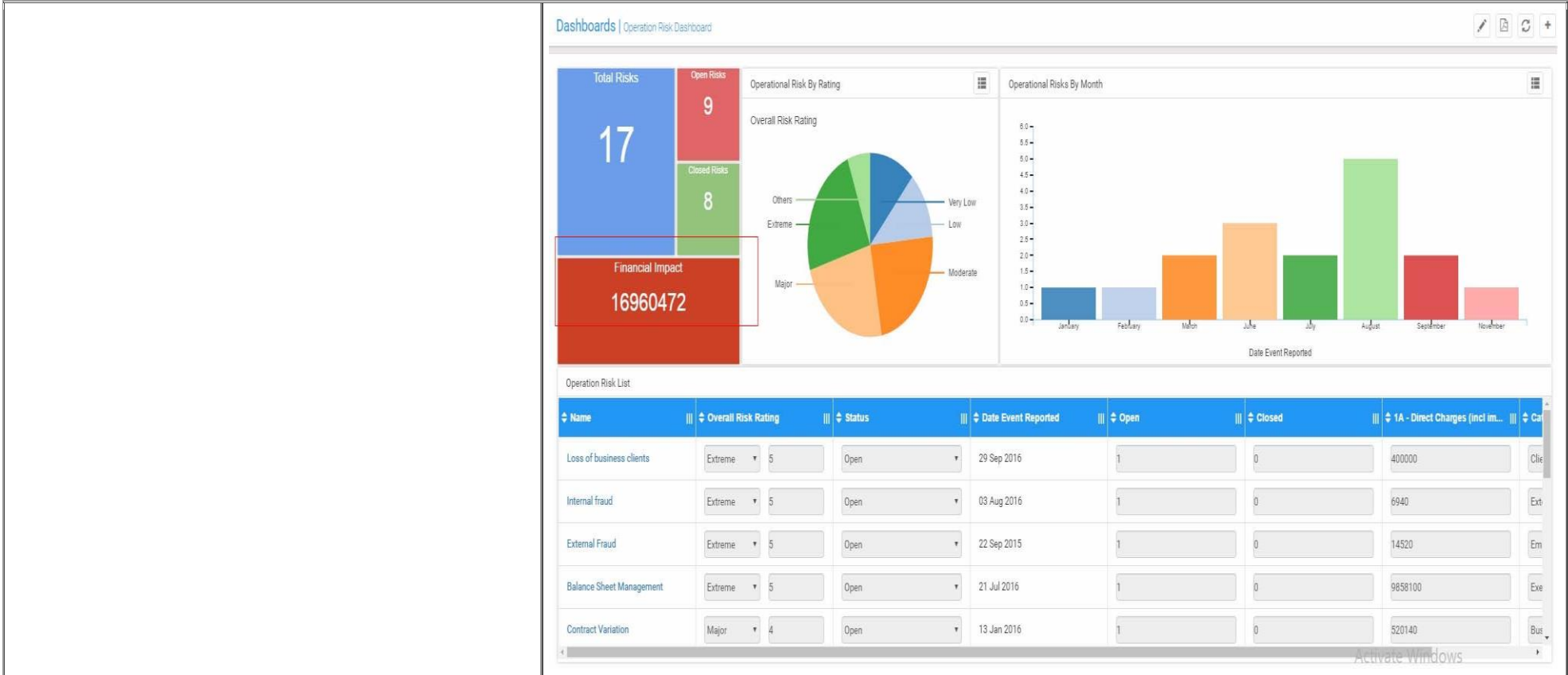
Intolerable	1	2			1
Major	1		1	3	
Significant	1	1	3	1	
Moderate	1	1	2	1	2
Minor	2			1	2
	Rare	Unlikely	Possible	Likely	Highly likely

Risk Or Opportunity

Name	Financial Impact	Operational Impact
Unfair regulatory environment caused by regulator interventions	Moderate 2	Moderate 2
Technology failure leads loss of major enterprise customers	Major 4	Significant 3
Remuneration policy (e.g. Exec pay levels, gender pay gap) is viewed negatively	Major 4	Major 4

Risk Category

CURA 3;



Claim: 16

16. A non-transitory computer readable medium storing a computer program which when executed by a computer system, causes the computer system to perform a method of assessing and valuing computer network threats, the threats including at least one electronic threat, the computer network comprising a plurality of IT systems wherein a

<p>plurality of business processes operate on the plurality of IT systems, the method comprising:</p>	
<p>predicting threat activity based on past observed activity including, at least one electronic threat, to receive observed threat data from a database, to extrapolate future event frequency and to produce a profile of predicted threat activity, wherein the observed threat data includes observed threats and, for each observed threat, one or more targets for the observed threat and a severity score for each target;</p>	
<p>determining expected downtime of each of the plurality of IT systems in dependence upon said predicted threat activity including the severity scores and extrapolated future event frequency;</p>	
<p>determining the financial loss for the plurality of business processes dependent on the downtimes of the IT systems;</p>	<p>CURA 1;</p>



CURA 2;

Dashboards | Demo Dashboard

Financial Impact

Intolerable				3	
Major		2	2	1	2
Significant	1	2	1		
Moderate	2	3	3	2	2
Minor	1				1
	Rare	Unlikely	Possible	Likely	Highly likely

Operational Impact

Intolerable		2	1	2	
Major		1	2		1
Significant	2	1	2	2	1
Moderate	1	2	1	2	3
Minor	1				
	Rare	Unlikely	Possible	Likely	Highly likely

Reputational Impact

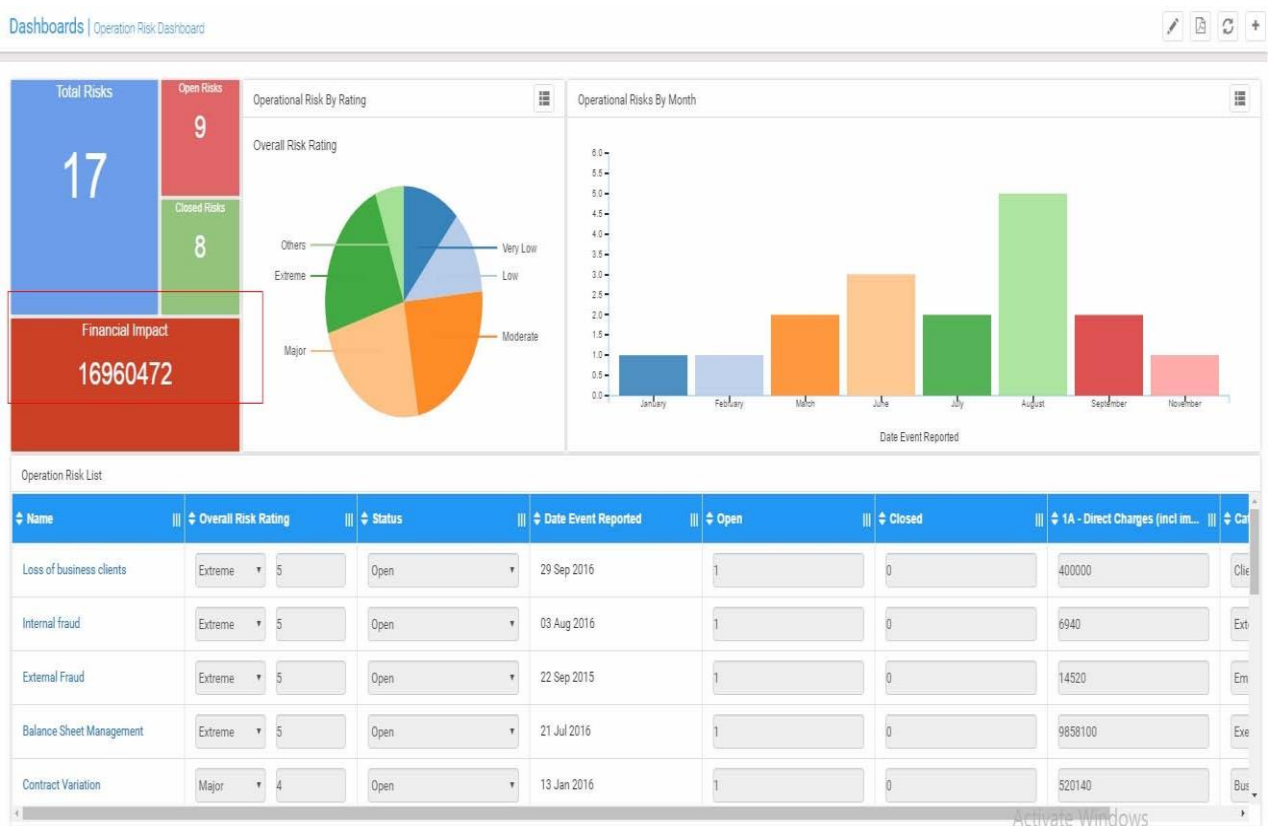
Intolerable	1	2			1
Major	1		1	3	
Significant	1	1	3	1	
Moderate	1	1	2	1	2
Minor		2		1	2
	Rare	Unlikely	Possible	Likely	Highly likely

Risk Or Opportunity

Name	Financial Impact	Operational Impact
Unfair regulatory environment caused by regulator interventions	Moderate 2	Moderate 2
Technology failure leads loss of major enterprise customers	Major 4	Significant 3
Remuneration policy (e.g. Exec pay levels, gender pay gap) is viewed negatively	Major 4	Major 4

Risk Category

CURA 3;



adding the **financial** losses for the plurality of business processes to obtain a combined **financial** loss arising from the threat activity.

CURA 1;



CURA 2;

Dashboards | Demo Dashboard

Financial Impact

Intolerable				3	
Major		2	2	1	2
Significant	1	2	1		
Moderate	2	3	3	2	2
Minor	1				1
	Rare	Unlikely	Possible	Likely	Highly likely

Operational Impact

Intolerable		2	1	2	
Major		1	2		1
Significant	2	1	2	2	1
Moderate	1	2	1	2	3
Minor	1				
	Rare	Unlikely	Possible	Likely	Highly likely

Reputational Impact

Intolerable	1	2			1
Major	1		1	3	
Significant	1	1	3	1	
Moderate	1	1	2	1	2
Minor	2			1	2
	Rare	Unlikely	Possible	Likely	Highly likely

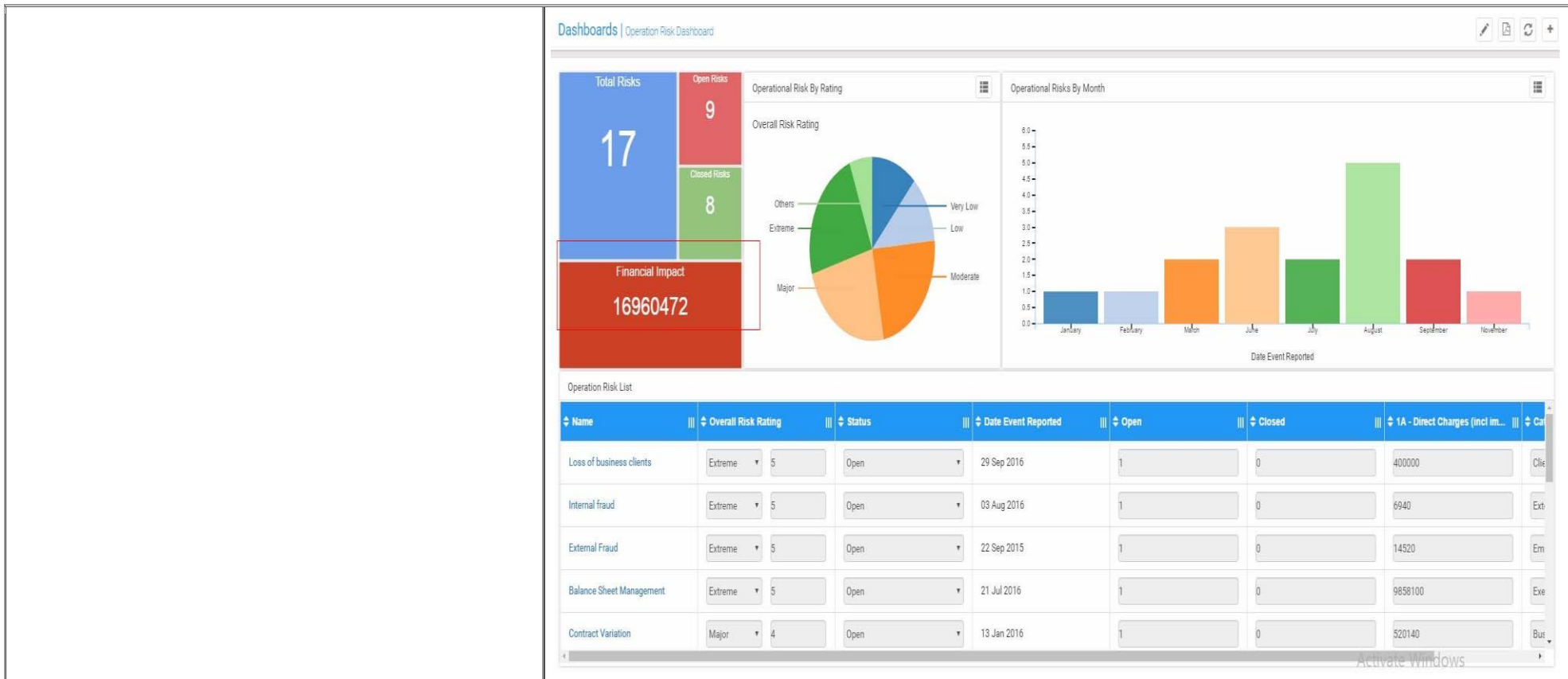
Risk Or Opportunity

Name	Financial Impact	Operational Impact
Unfair regulatory environment caused by regulator interventions	Moderate 2	Moderate 2
Technology failure leads loss of major enterprise customers	Major 4	Significant 3
Remuneration policy (e.g. Exec pay levels, gender pay gap) is viewed negatively	Major 4	Major 4

Risk Category

Activate Windows
Go to Settings to activate Windows.

CURA 3;



Note: Total claims: 16 and Independent claims: 3

EXHIBIT D

Quantar's Preliminary Infringement Contentions

US Patent No: 9418226 15/017,645

Accused Instrumentalities

Claim: 1

1. Apparatus for assessing financial loss from threats capable of affecting at least one computer network, a network includes a plurality of interconnected networks, the threats including at least one electronic threat, the computer network comprising a plurality of IT systems, an IT system defined in terms of physical location, and a plurality of operational business processes operating on the plurality of IT systems, the apparatus including one or more computer processors and a computer readable memory in which programming code is stored, wherein the one or more computer processors are configured pursuant to programming code in the computer readable memory to, predict for each of a plurality of threats capable of affecting at least one computer network in which a plurality of systems operate, future threat activity based on past observed threat activity wherein the plurality of threats includes a plurality of electronic threats and the plurality of electronic threats includes a plurality of computer viruses, Trojan horses, computer worms, hacking and denial of service attacks, to receive observed threat data from a database, to extrapolate future threat event frequency and to produce a profile of predicted threat activity, wherein the observed

CURA 1;

threat data includes observed threats and, for each observed threat, one or more targets for the observed threat and a severity score for each target;



Dashboards | Demo Dashboard

Financial Impact

Intolerable				3	
Major		2	2	1	2
Significant	1	2	1		
Moderate	2	3	3	2	2
Minor	1				1
	Rare	Unlikely	Possible	Likely	Highly likely

Operational Impact

Intolerable		2	1	2	
Major		1	2		1
Significant	2	1	2	2	1
Moderate	1	2	1	2	3
Minor	1				
	Rare	Unlikely	Possible	Likely	Highly likely

Reputational Impact

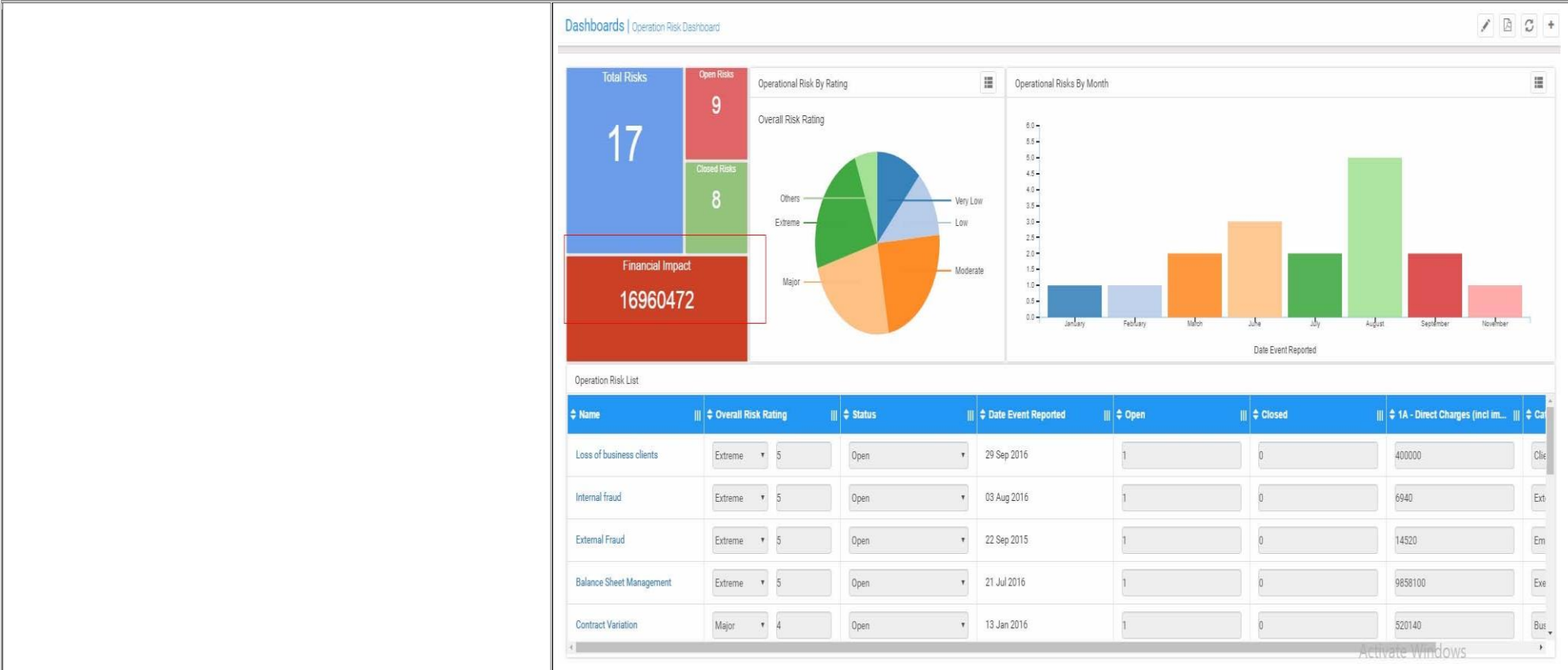
Intolerable	1	2			1
Major	1		1	3	
Significant	1	1	3	1	
Moderate	1	1	2	1	2
Minor		2		1	2
	Rare	Unlikely	Possible	Likely	Highly likely

Risk Or Opportunity

Name	Financial Impact	Operational Impact
Unfair regulatory environment caused by regulator interventions	Moderate 2	Moderate 2
Technology failure leads loss of major enterprise customers	Major 4	Significant 3
Remuneration policy (e.g. Exec pay levels, gender pay gap) is viewed negatively	Major 4	Major 4

Risk Category

CURA 3;



determine expected downtime of each system of the plurality of IT systems independence upon said predicted threat activity including the severity scores and extrapolated future event frequency;

determine **financial** loss for each of the plurality of operational business processes dependent on the downtimes of the IT systems;

CURA 1;



CURA 2;

Dashboards | Demo Dashboard

Financial Impact

Intolerable				3	
Major		2	2	1	2
Significant	1	2	1		
Moderate	2	3	3	2	2
Minor	1				1
	Rare	Unlikely	Possible	Likely	Highly likely

Operational Impact

Intolerable		2	1	2	
Major		1	2		1
Significant	2	1	2	2	1
Moderate	1	2	1	2	3
Minor	1				
	Rare	Unlikely	Possible	Likely	Highly likely

Reputational Impact

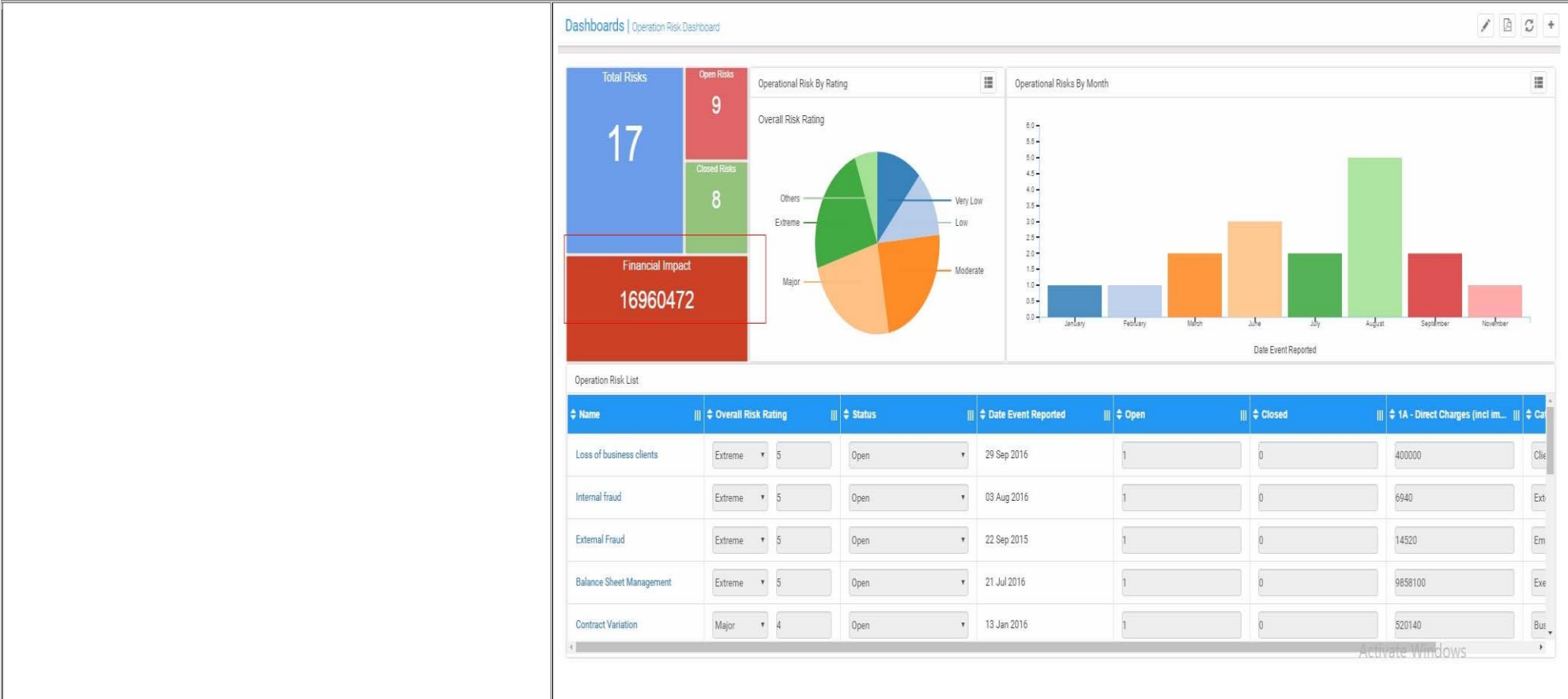
Intolerable	1	2			1
Major	1		1	3	
Significant	1	1	3	1	
Moderate	1	1	2	1	2
Minor		2		1	2
	Rare	Unlikely	Possible	Likely	Highly likely

Name	Financial Impact	Operational Impact
Unfair regulatory environment caused by regulator interventions	Moderate 2	Moderate 2
Technology failure leads loss of major enterprise customers	Major 4	Significant 3
Remuneration policy (e.g. Exec pay levels, gender pay gap) is viewed negatively	Major 4	Major 4

Risk/Opportunity

Risk Category

CURA 3;



add **financial** losses for the plurality of business processes to obtain a combined **financial** loss arising from the threat activity.

CURA 1;



CURA 2;

Dashboards | Demo Dashboard

Financial Impact

Intolerable				3	
Major		2	2	1	2
Significant	1	2	1		
Moderate	2	3	3	2	2
Minor	1				1
	Rare	Unlikely	Possible	Likely	Highly likely

Operational Impact

Intolerable		2	1	2	
Major		1	2		1
Significant	2	1	2	2	1
Moderate	1	2	1	2	3
Minor	1				
	Rare	Unlikely	Possible	Likely	Highly likely

Reputational Impact

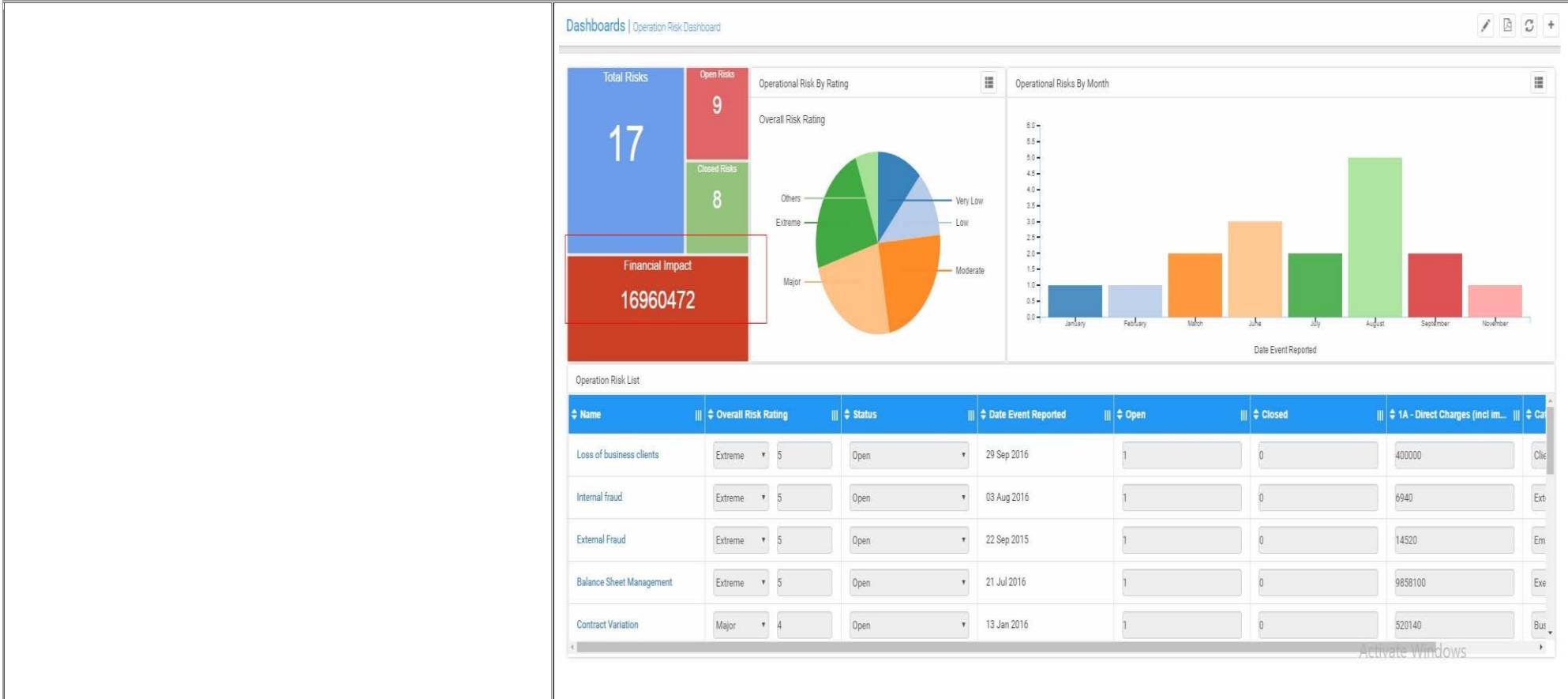
Intolerable	1	2			1
Major	1		1	3	
Significant	1	1	3	1	
Moderate	1	1	2	1	2
Minor		2		1	2
	Rare	Unlikely	Possible	Likely	Highly likely

Risk Or Opportunity

Name	Financial Impact	Operational Impact
Unfair regulatory environment caused by regulator interventions	Moderate 2	Moderate 2
Technology failure leads loss of major enterprise customers	Major 4	Significant 3
Remuneration policy (e.g. Exec pay levels, gender pay gap) is viewed negatively	Major 4	Major 4

Risk Category

CURA 3;

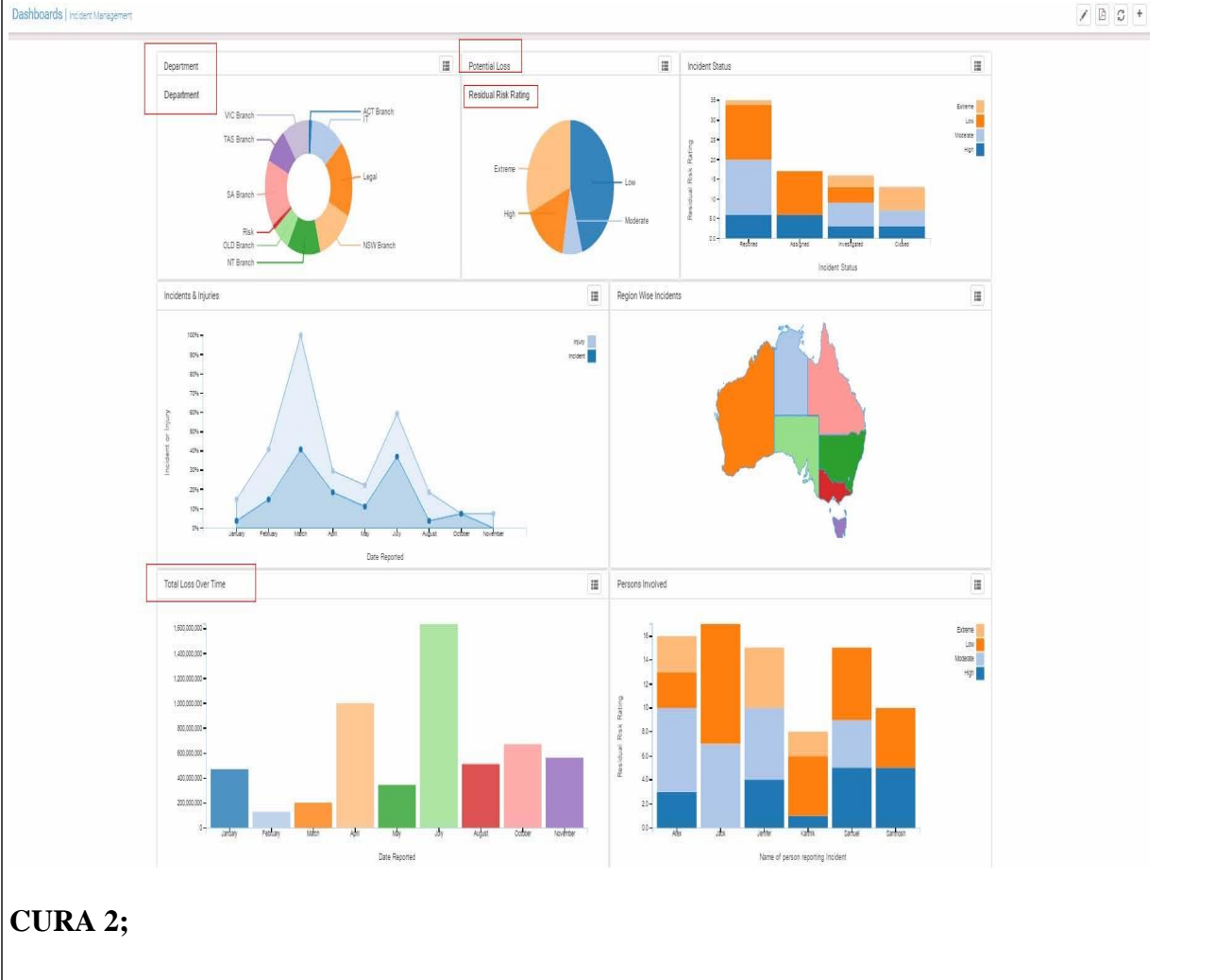


Claim: 13

13. A method for assessing financial loss from threats capable of affecting at least one computer network, a network includes a plurality of interconnected networks, the threats including at least one electronic threat, the computer network comprising a plurality of IT systems, an IT system defined in terms of

CURA 1;

physical location, and a plurality of operational business processes operating on the plurality of IT systems, the apparatus including one or more computer processors and a computer readable memory in which programming code is stored, wherein the one or more computer processors are configured pursuant to programming code in the computer readable memory to, predict for each of a plurality of threats capable of affecting at least one computer network in which a plurality of systems operate, future threat activity based on past observed threat activity wherein the plurality of threats includes a plurality of electronic threats and the plurality of electronic threats includes a plurality of computer viruses, Trojan horses, computer worms, hacking and denial of service attacks, to receive observed threat data from a database, to extrapolate future threat event frequency and to produce a profile of predicted threat activity, wherein the observed threat data includes observed threats and, for each observed threat, one or more targets for the observed threat and a severity score for each target;



Dashboard | Demo Dashboard

Financial Impact

Intolerable				3	
Major		2	2	1	2
Significant	1	2	1		
Moderate	2	3	3	2	2
Minor	1				1
	Rare	Unlikely	Possible	Likely	Highly likely

Operational Impact

Intolerable		2	1	2	
Major		1	2		1
Significant	2	1	2	2	1
Moderate	1	2	1	2	3
Minor	1				
	Rare	Unlikely	Possible	Likely	Highly likely

Reputational Impact

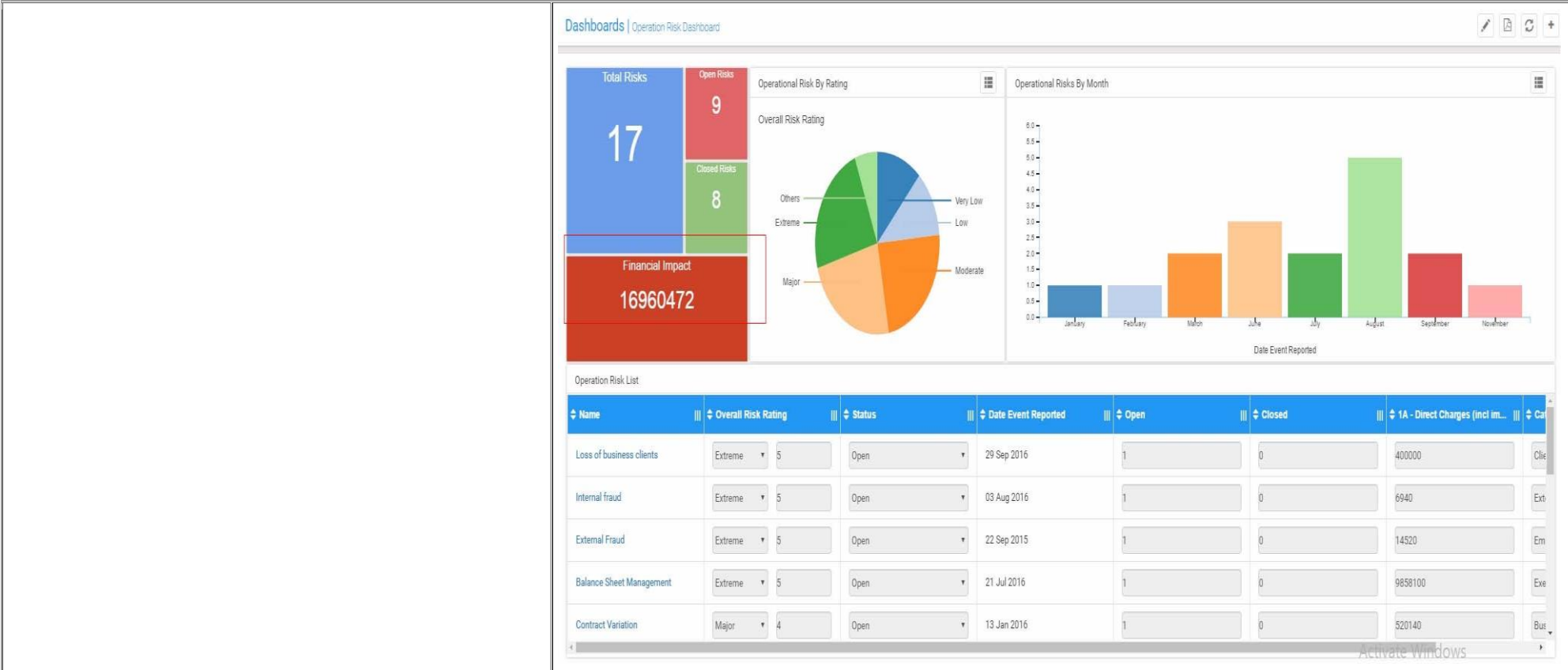
Intolerable	1	2			1
Major	1		1	3	
Significant	1	1	3	1	
Moderate	1	1	2	1	2
Minor		2		1	2
	Rare	Unlikely	Possible	Likely	Highly likely

Risk Or Opportunity

Name	Financial Impact	Operational Impact
Unfair regulatory environment caused by regulator interventions	Moderate 2	Moderate 2
Technology failure leads loss of major enterprise customers	Major 4	Significant 3
Remuneration policy (e.g. Exec pay levels, gender pay gap) is viewed negatively	Major 4	Major 4

Risk Category

CURA 3;



determine expected downtime of each system of the plurality of IT systems independence upon said predicted threat activity including the severity scores and extrapolated future event frequency;

determine **financial** loss for each of the plurality of operational business processes dependent on the downtimes of the IT systems;

CURA 1;



CURA 2;

Dashboards | Demo Dashboard

Financial Impact

Intolerable				3	
Major		2	2	1	2
Significant	1	2	1		
Moderate	2	3	3	2	2
Minor	1				1
	Rare	Unlikely	Possible	Likely	Highly likely

Operational Impact

Intolerable		2	1	2	
Major		1	2		1
Significant	2	1	2	2	1
Moderate	1	2	1	2	3
Minor	1				
	Rare	Unlikely	Possible	Likely	Highly likely

Reputational Impact

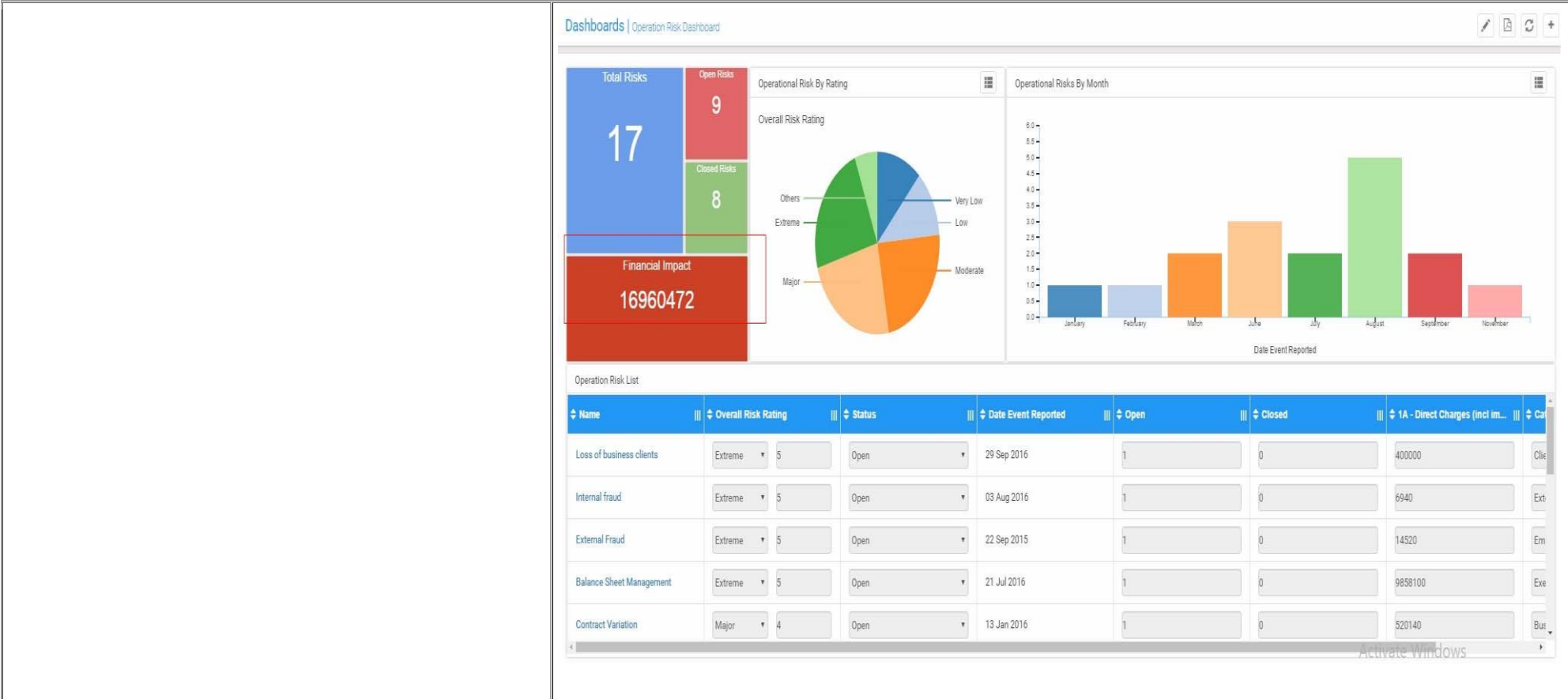
Intolerable	1	2			1
Major	1		1	3	
Significant	1	1	3	1	
Moderate	1	1	2	1	2
Minor		2		1	2
	Rare	Unlikely	Possible	Likely	Highly likely

Name	Financial Impact	Operational Impact
Unfair regulatory environment caused by regulator interventions	Moderate 2	Moderate 2
Technology failure leads loss of major enterprise customers	Major 4	Significant 3
Remuneration policy (e.g. Exec pay levels, gender pay gap) is viewed negatively	Major 4	Major 4

Risk/Opportunity

Risk Category

CURA 3;



add **financial** losses for the plurality of business processes to obtain a combined **financial** loss arising from the threat activity.

CURA 1;

Dashboards | Demo Dashboard

Financial Impact

Intolerable				3	
Major		2	2	1	2
Significant	1	2	1		
Moderate	2	3	3	2	2
Minor	1				1
	Rare	Unlikely	Possible	Likely	Highly likely

Operational Impact

Intolerable		2	1	2	
Major		1	2		1
Significant	2	1	2	2	1
Moderate	1	2	1	2	3
Minor	1				
	Rare	Unlikely	Possible	Likely	Highly likely

Reputational Impact

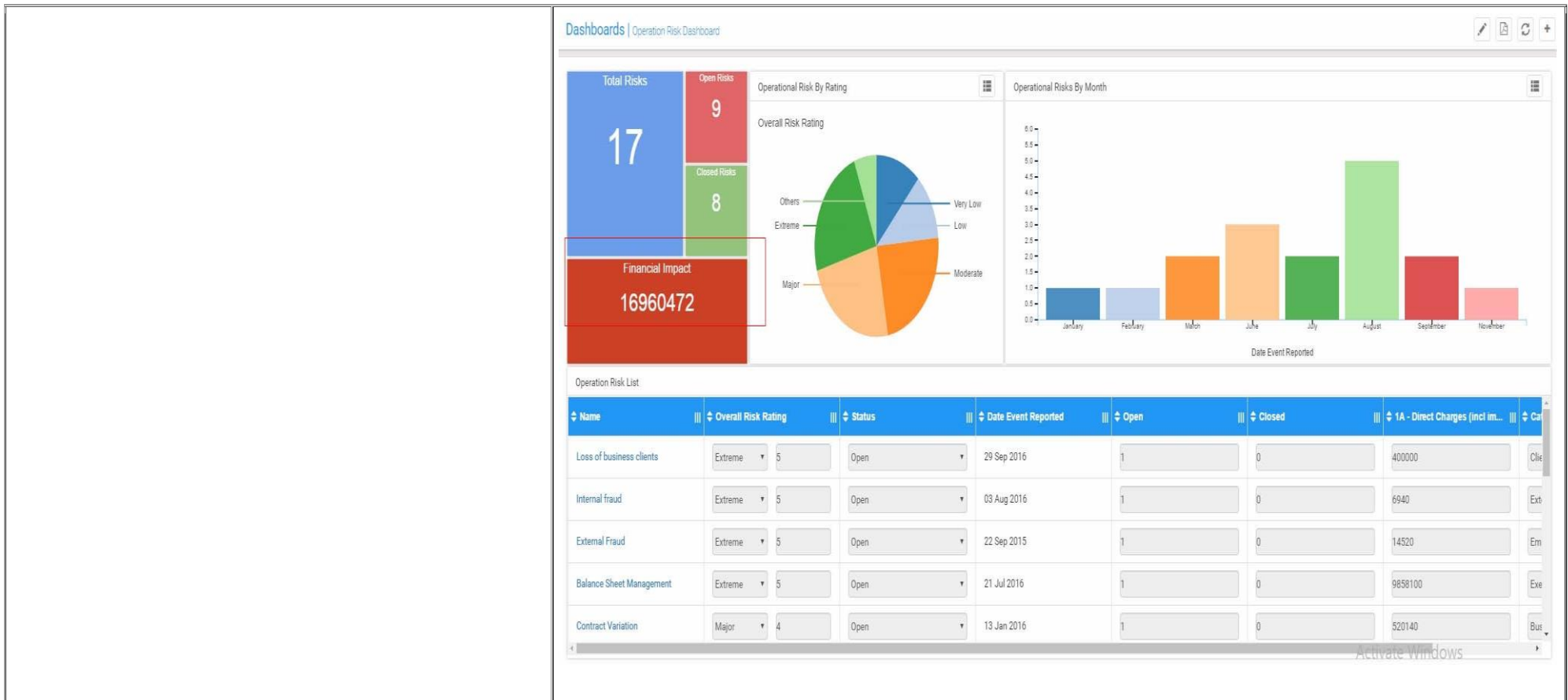
Intolerable	1	2			1
Major	1		1	3	
Significant	1	1	3	1	
Moderate	1	1	2	1	2
Minor		2		1	2
	Rare	Unlikely	Possible	Likely	Highly likely

Risk Or Opportunity

Name	Financial Impact	Operational Impact
Unfair regulatory environment caused by regulator interventions	Moderate 2	Moderate 2
Technology failure leads loss of major enterprise customers	Major 4	Significant 3
Remuneration policy (e.g. Exec pay levels, gender pay gap) is viewed negatively	Major 4	Major 4

Risk Category

CURA 3;



Claim: 16

16. A non-transitory computer readable memory storing a computer program which when executed by a computer system, causes the computer system to perform a method of assessing financial loss from threats capable of affecting at least one computer network, a network include a plurality of

CURA 1;

interconnected networks, the threats including at least one electronic threat, the computer network comprising a plurality of IT systems, an IT system defined in terms of physical location, and a plurality of operational business processes operating on the plurality of IT systems, the method comprising:



Dashboards | Demo Dashboard

Financial Impact

Intolerable				3	
Major		2	2	1	2
Significant	1	2	1		
Moderate	2	3	3	2	2
Minor	1				1
	Rare	Unlikely	Possible	Likely	Highly likely

Operational Impact

Intolerable		2	1	2	
Major		1	2		1
Significant	2	1	2	2	1
Moderate	1	2	1	2	3
Minor	1				
	Rare	Unlikely	Possible	Likely	Highly likely

Reputational Impact

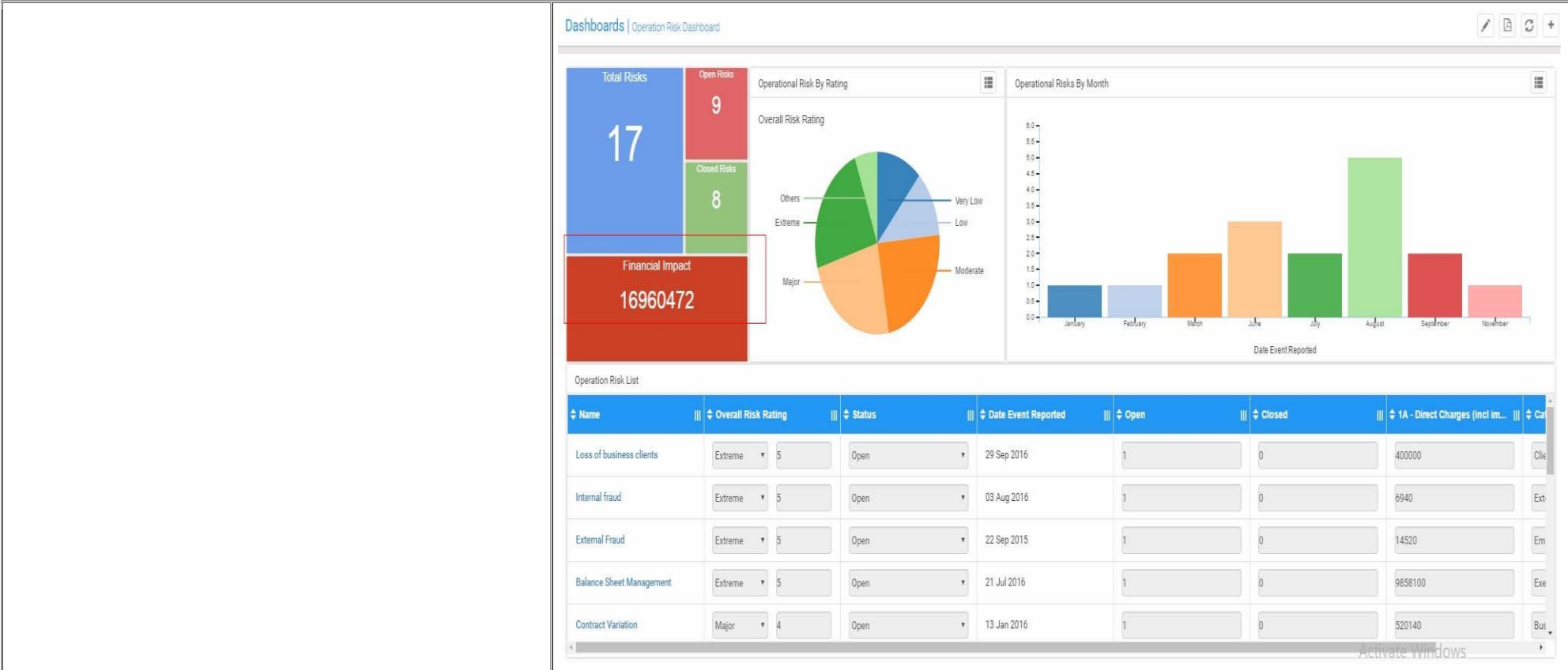
Intolerable	1	2			1
Major	1		1	3	
Significant	1	1	3	1	
Moderate	1	1	2	1	2
Minor		2		1	2
	Rare	Unlikely	Possible	Likely	Highly likely

Risk Or Opportunity

Name	Financial Impact	Operational Impact
Unfair regulatory environment caused by regulator interventions	Moderate 2	Moderate 2
Technology failure leads loss of major enterprise customers	Major 4	Significant 3
Remuneration policy (e.g. Exec pay levels, gender pay gap) is viewed negatively	Major 4	Major 4

Risk Category

CURA 3;



predict for each of a plurality of threats capable of affecting at least one computer network in which a plurality of systems operate, future threat activity based on past observed threat activity wherein the plurality of threats includes a plurality of electronic threats and the plurality of electronic threats includes a plurality of computer viruses, Trojan horses, computer worms, hacking and denial of service attacks, to receive observed threat data from a

<p>database, to extrapolate future threat event frequency and to produce a profile of predicted threat activity, wherein the observed threat data includes observed threats and, for each observed threat, one or more targets for the observed threat and a severity score for each target;</p>	
<p>determine expected downtime of each system of the plurality of IT systems independence upon said predicted threat activity including the severity scores and extrapolated future event frequency;</p>	
<p>determine financial loss for each of the plurality of operational business processes dependent on the downtimes of the IT systems;</p>	<p>CURA 1;</p>



CURA 2;

Dashboards | Demo Dashboard

Financial Impact

Intolerable				3	
Major		2	2	1	2
Significant	1	2	1		
Moderate	2	3	3	2	2
Minor	1				1
	Rare	Unlikely	Possible	Likely	Highly likely

Operational Impact

Intolerable		2	1	2	
Major		1	2		1
Significant	2	1	2	2	1
Moderate	1	2	1	2	3
Minor	1				
	Rare	Unlikely	Possible	Likely	Highly likely

Reputational Impact

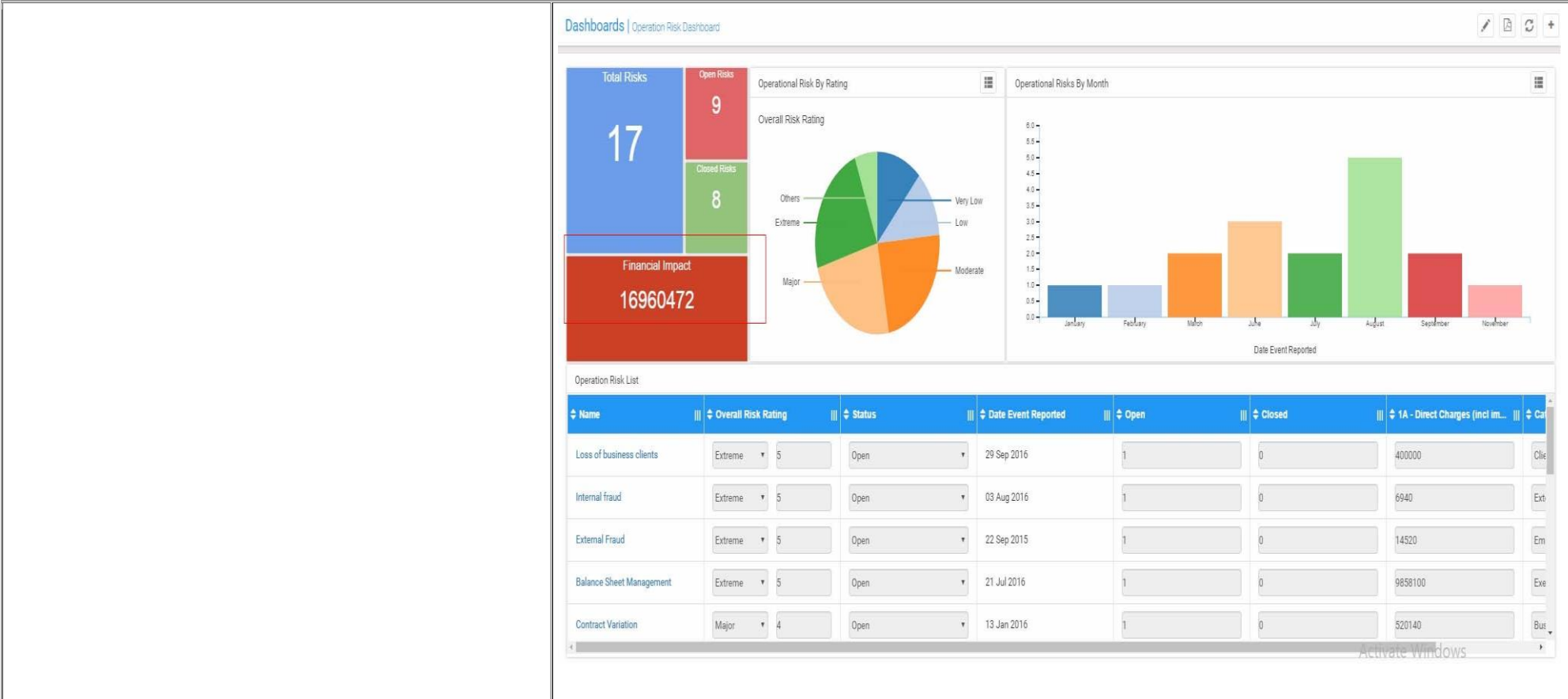
Intolerable	1	2			1
Major	1		1	3	
Significant	1	1	3	1	
Moderate	1	1	2	1	2
Minor		2		1	2
	Rare	Unlikely	Possible	Likely	Highly likely

Risk Or Opportunity

Name	Financial Impact	Operational Impact
Unfair regulatory environment caused by regulator interventions	Moderate 2	Moderate 2
Technology failure leads loss of major enterprise customers	Major 4	Significant 3
Remuneration policy (e.g. Exec pay levels, gender pay gap) is viewed negatively	Major 4	Major 4

Risk Category

CURA 3;



add financial losses for the plurality of business processes to obtain a combined financial loss arising from the threat activity.

CURA 1;

Dashboards | Demo Dashboard

Financial Impact

Intolerable				3	
Major		2	2	1	2
Significant	1	2	1		
Moderate	2	3	3	2	2
Minor	1				1
	Rare	Unlikely	Possible	Likely	Highly likely

Operational Impact

Intolerable		2	1	2	
Major		1	2		1
Significant	2	1	2	2	1
Moderate	1	2	1	2	3
Minor	1				
	Rare	Unlikely	Possible	Likely	Highly likely

Reputational Impact

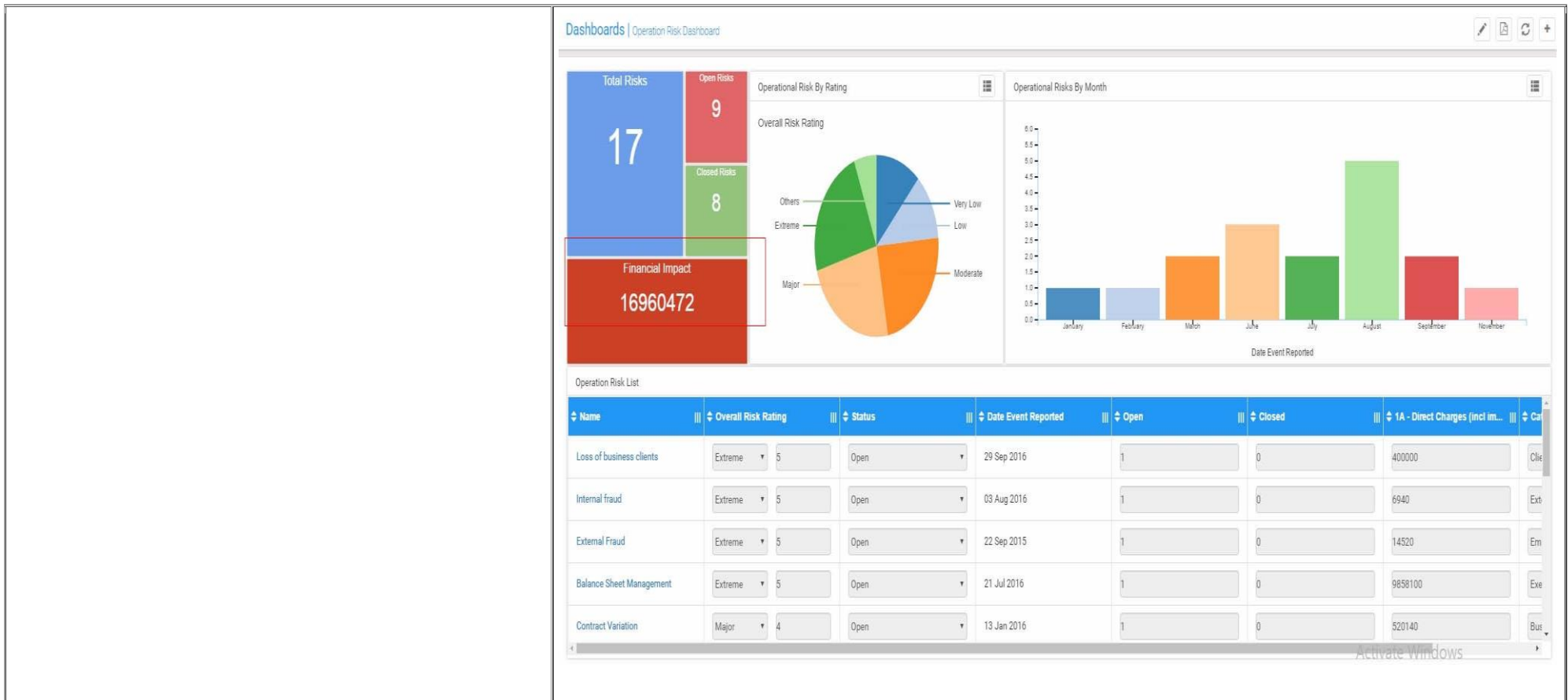
Intolerable	1	2			1
Major	1		1	3	
Significant	1	1	3	1	
Moderate	1	1	2	1	2
Minor		2		1	2
	Rare	Unlikely	Possible	Likely	Highly likely

Risk Or Opportunity

Name	Financial Impact	Operational Impact
Unfair regulatory environment caused by regulator interventions	Moderate 2	Moderate 2
Technology failure leads loss of major enterprise customers	Major 4	Significant 3
Remuneration policy (e.g. Exec pay levels, gender pay gap) is viewed negatively	Major 4	Major 4

Risk Category

CURA 3;



Note: Total claims: 16 and Independent claims: 3

EXHIBIT E

Quantar's Preliminary Infringement Contentions

US Patent No: 9762605 15/012,182

Accused Instrumentalities

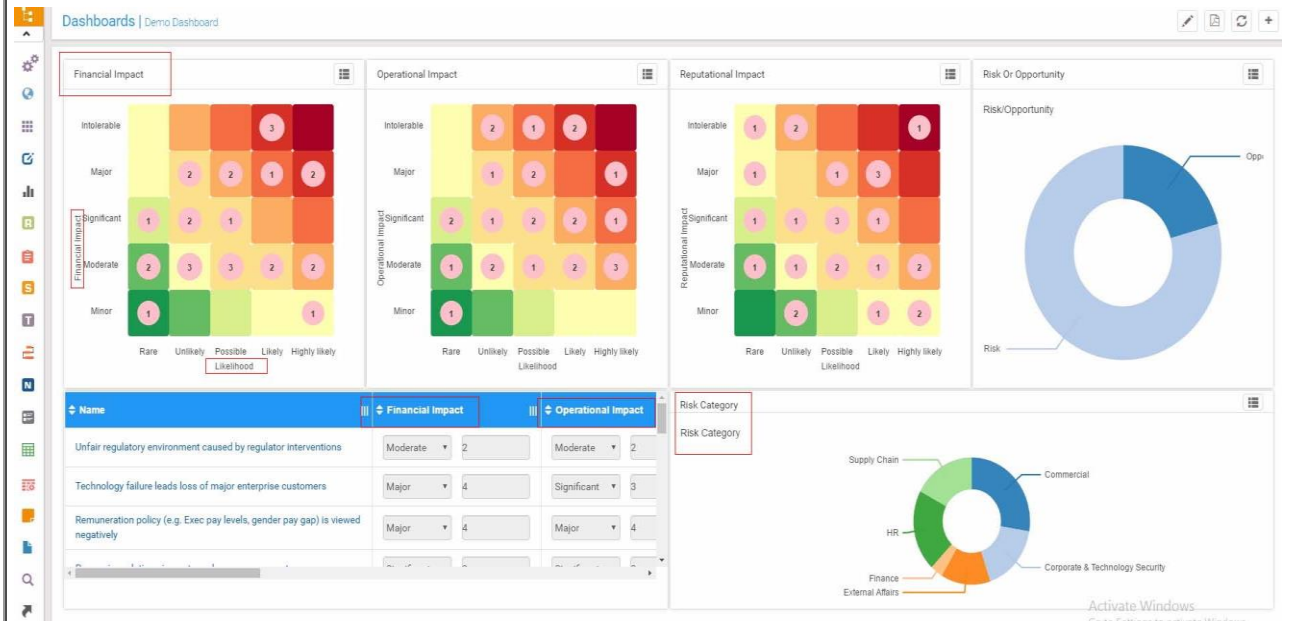
Claim: 1

CURA 1;

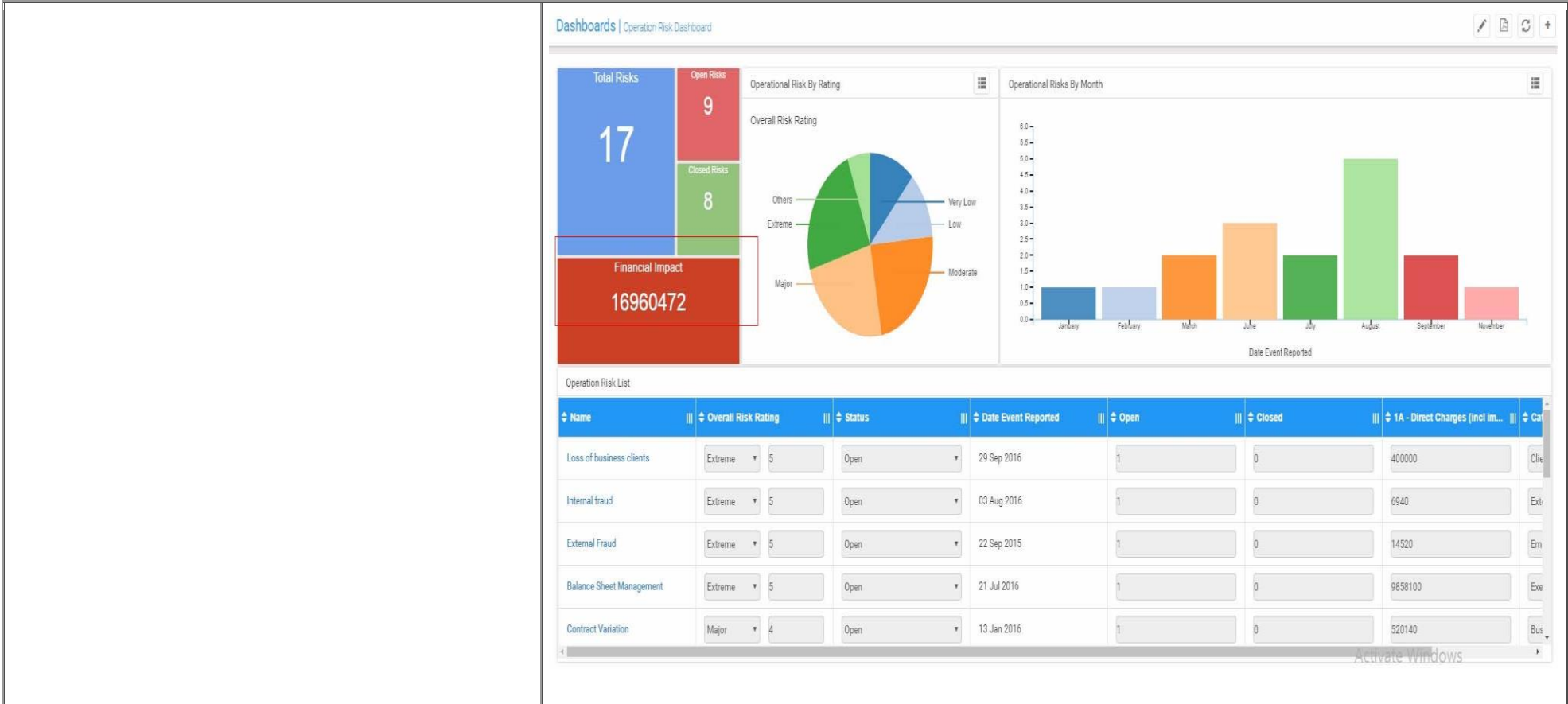
1. Apparatus for assessing financial loss from cyber threats capable of affecting at least one computer network, the threat including at least one electronic threat, the computer network comprising a plurality of IT systems and a plurality of business processes operating on the plurality of IT systems, the apparatus comprising at least one processor configured pursuant to programming code in a non-transitory computer readable memory coupled to the processor, the non-transitory computer memory storing instructions executable by the processor that cause the processor to:



CURA 2;



CURA 3;



predict future cyber threat activity using a Monte Carlo method based on stochastic modeling of actual past observed computer network cyber threat activity, to receive observed cyber threat data from a database, the list of observed cyber threats including information, for each threat, of

CURA 1;

identification of at least one computer system targeted, to extrapolate future event frequency, to produce a profile of predicted cyber threat activity, wherein for each actual observed cyber threat on the computer network, an identifier, a name, a description of the threat, a temporal profile specifying frequency of occurrence, a target (or targets) for the threat and a severity score for the (each target) are included in the cyber threat data within the database, output the predicted future threat activity to one or more firewalls to improve their accuracy in correctly identifying cyber threats actually observed on the one or more computer networks to improve the accuracy of the apparatus and stochastic modeling of assessing **financial** loss from cyber threats on an ongoing basis, determine expected downtime of each system of the plurality of IT systems in dependence upon said predicted threat activity including the severity scores and extrapolated future event frequency, determine loss for each of the plurality of business processes dependent on the downtimes of the IT systems, and add losses for the plurality of business processes so as to obtain a combined **financial** loss arising from the cyber threat activity.



Dashboards | Demo Dashboard

Financial Impact

Intolerable				3	
Major		2	2	1	2
Significant	1	2	1		
Moderate	2	3	3	2	2
Minor	1				1
	Rare	Unlikely	Possible	Likely	Highly likely

Operational Impact

Intolerable		2	1	2	
Major		1	2		1
Significant	2	1	2	2	1
Moderate	1	2	1	2	3
Minor	1				
	Rare	Unlikely	Possible	Likely	Highly likely

Reputational Impact

Intolerable	1	2			1
Major	1		1	3	
Significant	1	1	3	1	
Moderate	1	1	2	1	2
Minor		2		1	2
	Rare	Unlikely	Possible	Likely	Highly likely

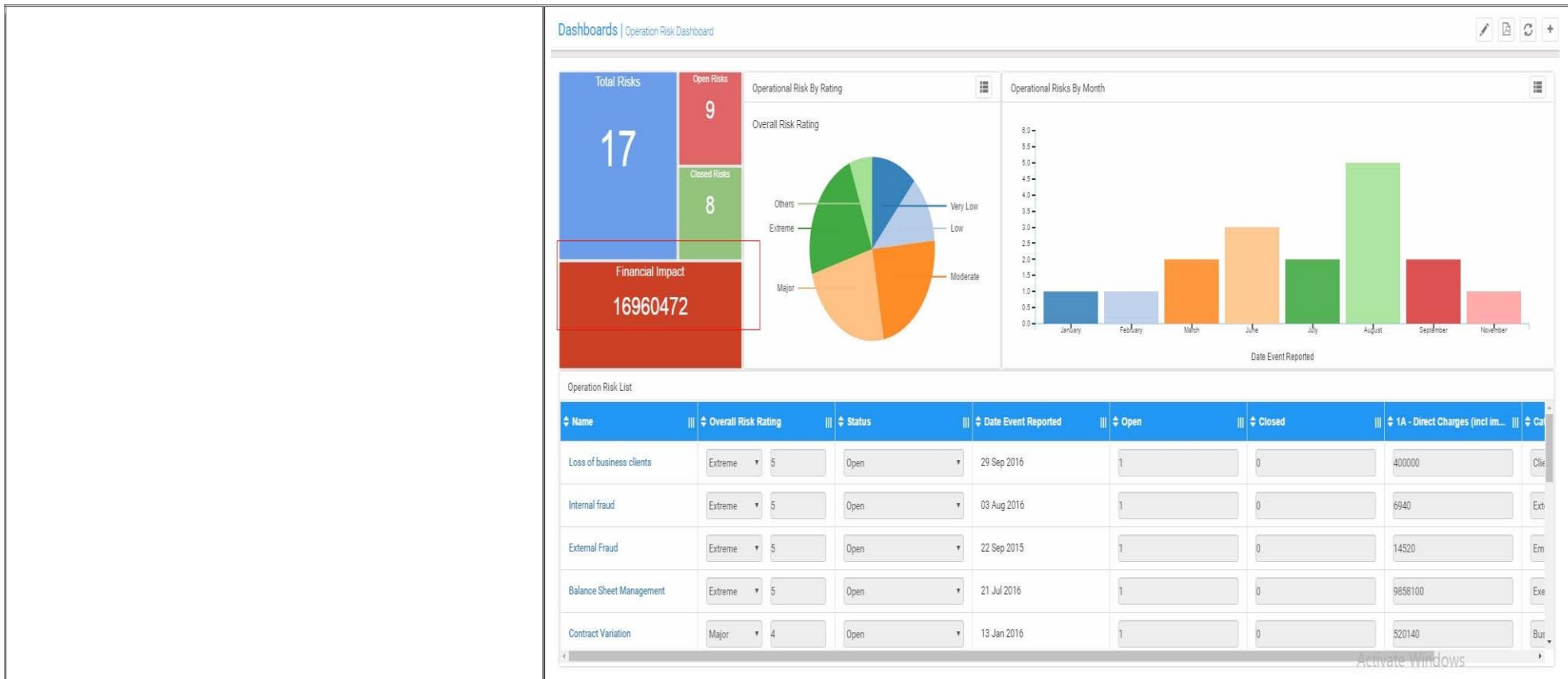
Risk Or Opportunity

Name	Financial Impact	Operational Impact
Unfair regulatory environment caused by regulator interventions	Moderate 2	Moderate 2
Technology failure leads loss of major enterprise customers	Major 4	Significant 3
Remuneration policy (e.g. Exec pay levels, gender pay gap) is viewed negatively	Major 4	Major 4

Risk Category

Activate Windows
Go to Settings to activate Windows.

CURA 3;



Claim: 11

11. A computer-implemented method, the method being performed by a computer system having one or more computer processors and a non-transitory computer readable memory in which programming code is stored, whereupon execution of the programming code by one or more computer

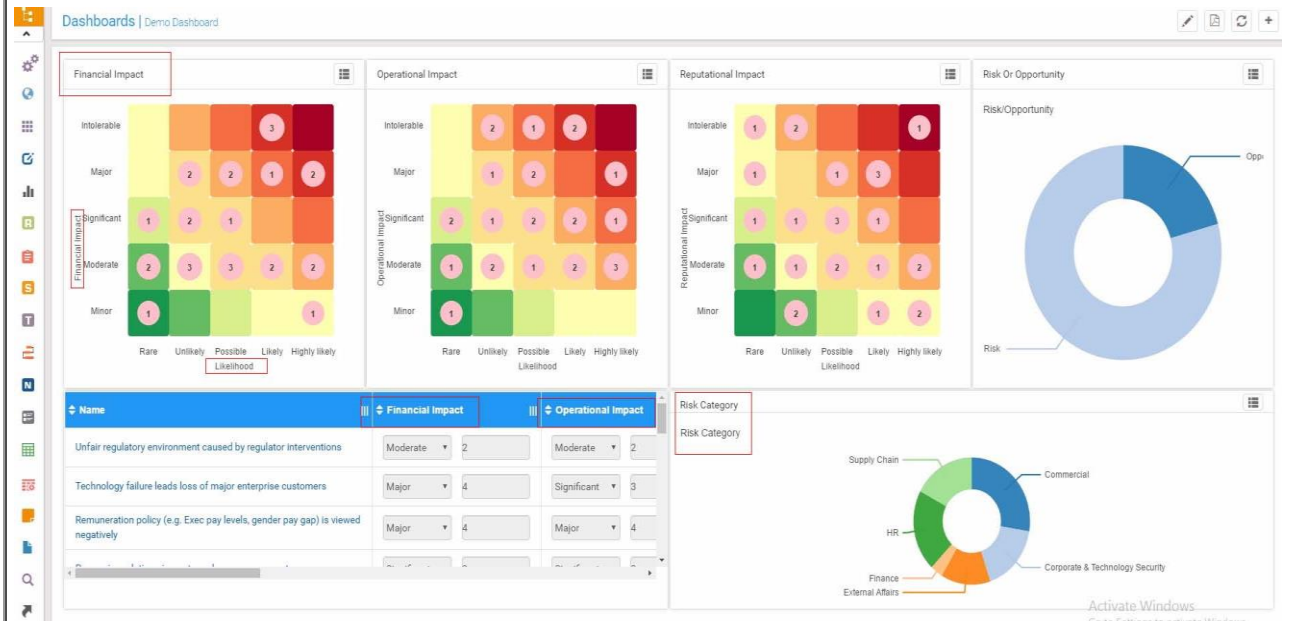
processors the computer system performs operations comprising:

predicting future cyber threat activity, for each of a plurality of computer network cyber threats, using a Monte Carlo method based on stochastic modeling of actual past observed computer network cyber threat activity, to receive observed cyber threat data from a database, the list of observed cyber threats including information, for each threat, of identification of at least one computer system targeted, to extrapolate future event frequency, to produce a profile of predicted cyber threat activity, wherein for each actual observed cyber threat on the computer network, an identifier, a name, a description of the threat, a temporal profile specifying frequency of occurrence, a target (or targets) for the threat and a severity score for the (each target) are included in the cyber threat data within the database, output the predicted future threat activity to one or more firewalls to improve their accuracy in correctly identifying cyber threats actually observed on the one or more computer networks to improve the accuracy of the apparatus and stochastic modeling of assessing **financial** loss from cyber threats on an ongoing basis, wherein for each given threat the method comprises;


CURA 1;



CURA 2;



CURA 3;

	<p>Dashboards Operation Risk Dashboard</p>  <p>Operational Risk List</p> <table border="1" data-bbox="831 694 2085 1029"> <thead> <tr> <th>Name</th> <th>Overall Risk Rating</th> <th>Status</th> <th>Date Event Reported</th> <th>Open</th> <th>Closed</th> <th>1A - Direct Charges (incl im...)</th> <th>Ca</th> </tr> </thead> <tbody> <tr> <td>Loss of business clients</td> <td>Extreme 5</td> <td>Open</td> <td>29 Sep 2016</td> <td>1</td> <td>0</td> <td>400000</td> <td>Clie</td> </tr> <tr> <td>Internal fraud</td> <td>Extreme 5</td> <td>Open</td> <td>03 Aug 2016</td> <td>1</td> <td>0</td> <td>6940</td> <td>Ext</td> </tr> <tr> <td>External Fraud</td> <td>Extreme 5</td> <td>Open</td> <td>22 Sep 2015</td> <td>1</td> <td>0</td> <td>14520</td> <td>Emi</td> </tr> <tr> <td>Balance Sheet Management</td> <td>Extreme 5</td> <td>Open</td> <td>21 Jul 2016</td> <td>1</td> <td>0</td> <td>9858100</td> <td>Exe</td> </tr> <tr> <td>Contract Variation</td> <td>Major 4</td> <td>Open</td> <td>13 Jan 2016</td> <td>1</td> <td>0</td> <td>520140</td> <td>Bus</td> </tr> </tbody> </table>	Name	Overall Risk Rating	Status	Date Event Reported	Open	Closed	1A - Direct Charges (incl im...)	Ca	Loss of business clients	Extreme 5	Open	29 Sep 2016	1	0	400000	Clie	Internal fraud	Extreme 5	Open	03 Aug 2016	1	0	6940	Ext	External Fraud	Extreme 5	Open	22 Sep 2015	1	0	14520	Emi	Balance Sheet Management	Extreme 5	Open	21 Jul 2016	1	0	9858100	Exe	Contract Variation	Major 4	Open	13 Jan 2016	1	0	520140	Bus
Name	Overall Risk Rating	Status	Date Event Reported	Open	Closed	1A - Direct Charges (incl im...)	Ca																																										
Loss of business clients	Extreme 5	Open	29 Sep 2016	1	0	400000	Clie																																										
Internal fraud	Extreme 5	Open	03 Aug 2016	1	0	6940	Ext																																										
External Fraud	Extreme 5	Open	22 Sep 2015	1	0	14520	Emi																																										
Balance Sheet Management	Extreme 5	Open	21 Jul 2016	1	0	9858100	Exe																																										
Contract Variation	Major 4	Open	13 Jan 2016	1	0	520140	Bus																																										
<p>modeling a set of past observed computer network cyber threat events to obtain an estimate of at least one model parameter;</p>																																																	
<p>performing a Monte Carlo simulation of the given computer network cyber threat by:</p>																																																	

predicting future computer network cyber threat events using the at least one model parameter and a stochastic model using a projection of at least one model parameter which is based on the estimate of at least one model parameter and on a randomly-drawn variable according to a predefined distribution and to use said at least one variable in the stochastic model and predicting a distribution of future computer network cyber threat events by repeating the simulation using a plurality of variables, determining expected downtime of each IT system in dependence upon said predicted future computer network cyber threat activity, determining **financial** loss for each of a plurality of operational processes dependent on the downtimes of the IT systems adding losses for the plurality of processes to obtain a combined **financial** loss arising from the future computer network cyber threat activity.

CURA 1;



CURA 2;

Dashboards | Demo Dashboard

Financial Impact

Intolerable				3	
Major		2	2	1	2
Significant	1	2	1		
Moderate	2	3	3	2	2
Minor	1				1
	Rare	Unlikely	Possible	Likely	Highly likely

Operational Impact

Intolerable		2	1	2	
Major		1	2		1
Significant	2	1	2	2	1
Moderate	1	2	1	2	3
Minor	1				
	Rare	Unlikely	Possible	Likely	Highly likely

Reputational Impact

Intolerable	1	2			1
Major	1		1	3	
Significant	1	1	3	1	
Moderate	1	1	2	1	2
Minor		2		1	2
	Rare	Unlikely	Possible	Likely	Highly likely

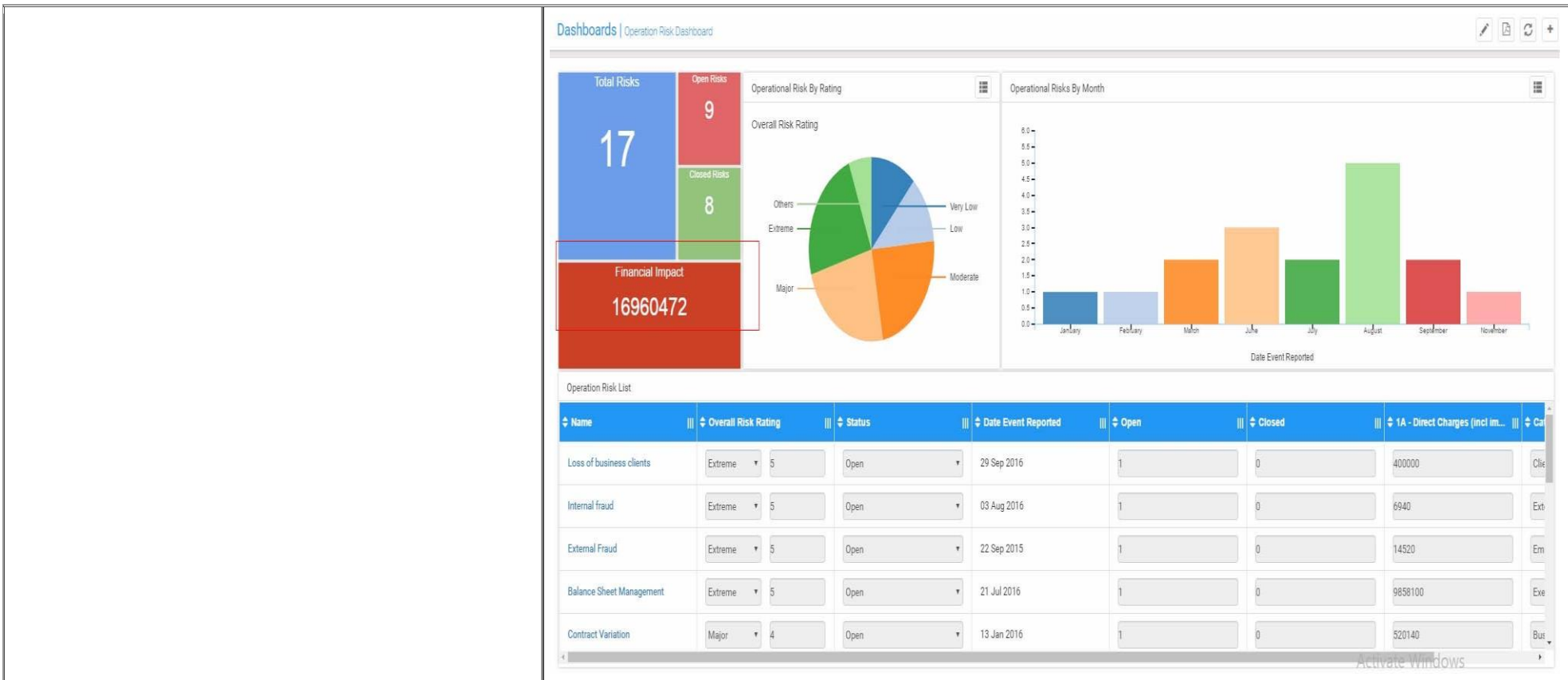
Risk Or Opportunity

Name	Financial Impact	Operational Impact
Unfair regulatory environment caused by regulator interventions	Moderate 2	Moderate 2
Technology failure leads loss of major enterprise customers	Major 4	Significant 3
Remuneration policy (e.g. Exec pay levels, gender pay gap) is viewed negatively	Major 4	Major 4

Risk Category

Activate Windows
Go to Settings to activate Windows.

CURA 3;



Claim: 13

13. A computer readable medium having a computer program thereon, which when executed by a computer system having one or more computer processors and a non-transitory computer readable memory, causes the computer system to perform steps comprising:

to predict, for each of a plurality of computer network cyber threats, future cyber threat activity using a Monte Carlo method based on stochastic modeling of actual past observed computer network cyber threat activity, to receive observed cyber threat data from a database, the list of observed cyber threats including information, for each threat, of identification of at least one computer system targeted, to extrapolate future event frequency, to produce a profile of predicted cyber threat activity, wherein for each actual observed cyber threat on the computer network, an identifier, a name, a description of the threat, a temporal profile specifying frequency of occurrence, a target (or targets) for the threat and a severity score for the (each target) are included in the cyber threat data within the database, output the predicted future threat activity to one or more firewalls to improve their accuracy in correctly identifying cyber threats actually observed on the one or more computer networks to improve the accuracy of the apparatus and stochastic modeling of assessing financial loss from cyber threats on an ongoing basis;

CURA 1;



CURA 2;

Dashboards | Demo Dashboard

Financial Impact

Intolerable				3	
Major		2	2	1	2
Significant	1	2	1		
Moderate	2	3	3	2	2
Minor	1				1
	Rare	Unlikely	Possible	Likely	Highly likely

Operational Impact

Intolerable		2	1	2	
Major		1	2		1
Significant	2	1	2	2	1
Moderate	1	2	1	2	3
Minor	1				
	Rare	Unlikely	Possible	Likely	Highly likely

Reputational Impact

Intolerable	1	2			1
Major	1		1	3	
Significant	1	1	3	1	
Moderate	1	1	2	1	2
Minor		2		1	2
	Rare	Unlikely	Possible	Likely	Highly likely

Risk Or Opportunity

Name	Financial Impact	Operational Impact
Unfair regulatory environment caused by regulator interventions	Moderate 2	Moderate 2
Technology failure leads loss of major enterprise customers	Major 4	Significant 3
Remuneration policy (e.g. Exec pay levels, gender pay gap) is viewed negatively	Major 4	Major 4

Risk Category

Activate Windows
Go to Settings to activate Windows.

CURA 3;

	<div data-bbox="824 199 2087 1034"> <p>Dashboards Operation Risk Dashboard</p> <div style="display: flex; justify-content: space-between;"> <div style="width: 30%;"> <p>Total Risks 17</p> <p>Open Risks 9</p> <p>Closed Risks 8</p> <p>Financial Impact 16960472</p> </div> <div style="width: 30%;"> <p>Operational Risk By Rating</p> <p>Overall Risk Rating</p> </div> <div style="width: 30%;"> <p>Operational Risks By Month</p> </div> </div> <p>Operation Risk List</p> <table border="1"> <thead> <tr> <th>Name</th> <th>Overall Risk Rating</th> <th>Status</th> <th>Date Event Reported</th> <th>Open</th> <th>Closed</th> <th>1A - Direct Charges (incl im...)</th> <th>Ca</th> </tr> </thead> <tbody> <tr> <td>Loss of business clients</td> <td>Extreme 5</td> <td>Open</td> <td>29 Sep 2016</td> <td>1</td> <td>0</td> <td>400000</td> <td>Clie</td> </tr> <tr> <td>Internal fraud</td> <td>Extreme 5</td> <td>Open</td> <td>03 Aug 2016</td> <td>1</td> <td>0</td> <td>6940</td> <td>Ext</td> </tr> <tr> <td>External Fraud</td> <td>Extreme 5</td> <td>Open</td> <td>22 Sep 2015</td> <td>1</td> <td>0</td> <td>14520</td> <td>Em</td> </tr> <tr> <td>Balance Sheet Management</td> <td>Extreme 5</td> <td>Open</td> <td>21 Jul 2016</td> <td>1</td> <td>0</td> <td>9858100</td> <td>Exe</td> </tr> <tr> <td>Contract Variation</td> <td>Major 4</td> <td>Open</td> <td>13 Jan 2016</td> <td>1</td> <td>0</td> <td>520140</td> <td>Bus</td> </tr> </tbody> </table> </div>	Name	Overall Risk Rating	Status	Date Event Reported	Open	Closed	1A - Direct Charges (incl im...)	Ca	Loss of business clients	Extreme 5	Open	29 Sep 2016	1	0	400000	Clie	Internal fraud	Extreme 5	Open	03 Aug 2016	1	0	6940	Ext	External Fraud	Extreme 5	Open	22 Sep 2015	1	0	14520	Em	Balance Sheet Management	Extreme 5	Open	21 Jul 2016	1	0	9858100	Exe	Contract Variation	Major 4	Open	13 Jan 2016	1	0	520140	Bus
Name	Overall Risk Rating	Status	Date Event Reported	Open	Closed	1A - Direct Charges (incl im...)	Ca																																										
Loss of business clients	Extreme 5	Open	29 Sep 2016	1	0	400000	Clie																																										
Internal fraud	Extreme 5	Open	03 Aug 2016	1	0	6940	Ext																																										
External Fraud	Extreme 5	Open	22 Sep 2015	1	0	14520	Em																																										
Balance Sheet Management	Extreme 5	Open	21 Jul 2016	1	0	9858100	Exe																																										
Contract Variation	Major 4	Open	13 Jan 2016	1	0	520140	Bus																																										
<p>wherein execution of the computer program causes the computer system to perform, for each given threat, steps further comprising:</p>																																																	
<p>modeling a set of past observed computer network cyber threat events to obtain an estimate of at least one model parameter;</p>																																																	

performing a Monte Carlo simulation of the given computer network cyber threat by:	
predicting future computer network cyber threat events using the at least one model parameter and a stochastic model using a projection of at least one model parameter which is based on the estimate of at least one model parameter and on a randomly-drawn variable according to a predefined distribution and to use said at least one variable in the stochastic model and predicting a distribution of future computer network cyber threat events by repeating the simulation using a plurality of variables.	

Note: Total claims: 15 and Independent claims: 3

EXHIBIT F	
Quantar's Preliminary Infringement Contentions	
US Patent No: 10122751 15/696,202	Accused Instrumentalities
Claim: 1	
1. A system comprising:	
one or more computers comprising one or more hardware processors;	
one or more computer-readable media storing instructions that, when executed by the one or more	

computers, cause the one or more computers to perform operations comprising:	
receiving, by the one or more computers, data indicating a list of observed computer-based threats including at least one selected from the group consisting of a virus, malware, a network intrusion, and a denial of service attack, with data for each threat identifying frequency of occurrence, which may include at least one period of time and corresponding frequency of occurrence for a given time window having a beginning and end;	
accessing, by the one or more computers, data specifying relationships between:	
(i) IT system infrastructures representing computing devices of an organization and a network connecting the computing devices and their physical and logical location, defined by information such as identity, name and category identity;	
(ii) system categories indicating characteristics of assets of the organization;	
(iii) operational processes of an organization, defined by identity, a name and a value in terms of a monetary value for a given time window having a beginning and end;	
(iv) mitigating actions representing the threat mitigation measures of the organization;	
performing, by the one or more computers a plurality of simulations using a Monte Carlo method using the	

<p>accessed data specifying relationships to predict a distribution of threat events, each simulation involving propagating data through stochastic modelling for a given time window having a beginning and end;</p>	
<p>modelling threat events using at least two different stochastic models and obtaining at least two different sets of model parameters, sampling, by the one or more computers, outcomes of the plurality of simulations generated using a Monte Carlo method according to the set of threat events within a series of temporal profiles, each having a beginning and end;</p>	
<p>sampling, by the one or more computers, a plurality of simulation outcomes of the plurality of simulations generated using a Monte Carlo method that include mitigating actions representing the threat mitigation measures of the organization for a series of given time windows, each having a beginning and end;</p>	
<p>based on the sampled outcomes of the simulations, determining, by the one or more computers, measures of impact of the computer-related threats to the organization for a given time window having a beginning and end and providing, by the one or more computers and for output to a user, graphical representations of the determined measures of impact of the computer-based threats to the organization, for a given time window having a beginning and end, in a graphical user interface;</p>	
<p>the one or more computers further configured to;</p>	

receive observed computer-based threat data;	
receive input data of the number of viruses contracted by period and the number of new viruses worldwide;	
extrapolating from the input data, using a Monte Carlo method, to predict future computer-based threat activity rates and types and;	
outputting said predicted future computer-based threat activity into the network and firewall logs, updating the firewall policy tree to define the action of accept or deny, according to the changes automatically made to the policy tree of rules in the sets of firewall rules, which in turn inserts updated rules into the firewall policy.	
Claim: 9	
9. A method performed by one or more computers, the method comprising:	
receiving and accessing, by the one or more computers, data specifying relationships between:	
(i) IT system infrastructures representing computing devices of an organization and a network connecting the computing devices and their physical and logical location, defined by information such as identity, name and category identity;	
(ii) system categories indicating characteristics of assets of the organization;	
(iii) operational processes of an organization, defined by identity, a name and a value in terms of a monetary	

value for a given time window having a beginning and end;	
(iii) a list of observed computer-based threats including at least one selected from the group consisting of a virus, malware, a network intrusion, and a denial of service attack, with data for each threat identifying frequency of occurrence, which may include at least one period of time and corresponding frequency of occurrence for a given time window having a beginning and end;	
(iv) mitigating actions representing the threat mitigation measures of the organization;	
the one or more computers performing a plurality of simulations using a Monte Carlo method using the accessed data specifying relationships, each simulation involving propagating data through stochastic modeling for a given time window having a beginning and end;	
sampling by the one or more computers, outcomes of the plurality of simulations generated using a Monte Carlo method, for a given time window having a beginning and end;	
sampling by the one or more computers, outcomes of the plurality of simulations generated using a Monte Carlo method, that include mitigating actions representing the threat mitigation measures of the organization for a given time window having a beginning and end;	

<p>performing, based on the sampled outcomes of the simulations generated using a Monte Carlo method, determining, by the one or more computers, measures of impact of the computer-related threats to the organization for a given time window having a beginning and end and providing, by the one or more computers and for output to a user, graphical representations of the determined measures of impact of the computer-based threats to the organization, for a given time window having a beginning and end, in a graphical user interface;</p>	
<p>receive observed computer-based threat data;</p>	
<p>receive input data of the number of viruses contracted by period and the number of new viruses worldwide;</p>	
<p>extrapolating from the input data, using a Monte Carlo method, to predict future computer-based threat activity rates and types and;</p>	
<p>outputting said predicted future computer-based threat activity to one or more firewalls, to improve accuracy in identifying computer based threats on the one or more computer networks, strengthen their accuracy through the detection of anomalous firewall policy rules, into the network and firewall logs, updating the firewall policy tree to define the action of accept or deny, according to the changes automatically made to the policy tree of rules in the sets of firewall rules, which in turn inserts updated rules into the firewall policy, wherein the method is</p>	

performed by one or more computers comprising one or more hardware processors;	
one or more computer-readable media storing instructions that, when executed by the one or more computers, cause the one or more computers to perform operations comprising.	
Claim: 17	
17. A non-transitory computer-readable medium storing instructions that, when executed by the one or more computers, cause the one or more computers to perform operations comprising:	
receiving and accessing, by the one or more computers, data specifying relationships between:	
(i) IT system infrastructures representing computing devices of an organization and a network connecting the computing devices and their physical and logical location, defined by information such as identity, name and category identity;	
(ii) system categories indicating characteristics of assets of the organization;	
(iii) operational processes of an organization, defined by identity, a name and a value in terms of a monetary value for a given time window having a beginning and end;	
(iv) a list of observed computer-based threats including at least one selected from the group consisting of a virus, malware, a network intrusion,	

<p>and a denial of service attack, with data for each threat identifying frequency of occurrence, which may include at least one period of time and corresponding frequency of occurrence for a given time window having a beginning and end;</p>	
<p>(iv) mitigating actions representing the threat mitigation measures of the organization;</p>	
<p>the one or more computers performing a plurality of simulations using a Monte Carlo method, each simulation involving propagating data through stochastic modeling for a given time window having a beginning and end;</p>	
<p>sampling by the one or more computers using the accessed data specifying relationships, outcomes of the plurality of simulations for a given time window having a beginning and end;</p>	
<p>sampling by the one or more computers using the accessed data specifying relationships, outcomes of the plurality of simulations that include mitigating actions representing the threat mitigation measures of the organization for a given time window having a beginning and end;</p>	
<p>based on the sampled outcomes of the simulations, determining, by the one or more computers, measures of impact of the computer-related threats to the organization for a given time window having a beginning and end and providing, by the one or more computers and for output to a user, graphical representations of the determined measures of impact</p>	

of the computer-based threats to the organization, for a given time window having a beginning and end, in a graphical user interface;	
the one or more computers further configured to;	
receive observed computer-based threat data;	
receive input data of the number of viruses contracted by period and the number of new viruses worldwide;	
extrapolating from the input data, using a Monte Carlo method, to predict future computer-based threat activity rates and types and;	
outputting said predicted future computer-based threat activity to one or more firewalls, to improve accuracy in identifying computer based threats on the one or more computer networks, strengthen their accuracy through the detection of anomalous firewall policy rules, into the network and firewall logs, updating the firewall policy tree to define the action of accept or deny, according to the changes automatically made to the policy tree of rules in the sets of firewall rules, which in turn inserts updated rules into the firewall policy.	

Note: Total claims: 20 and Independent claims: 3

EXHIBIT G

Quantar's Preliminary Infringement Contentions

US Patent Application No: 20180039922
15/231,131

Accused Instrumentalities

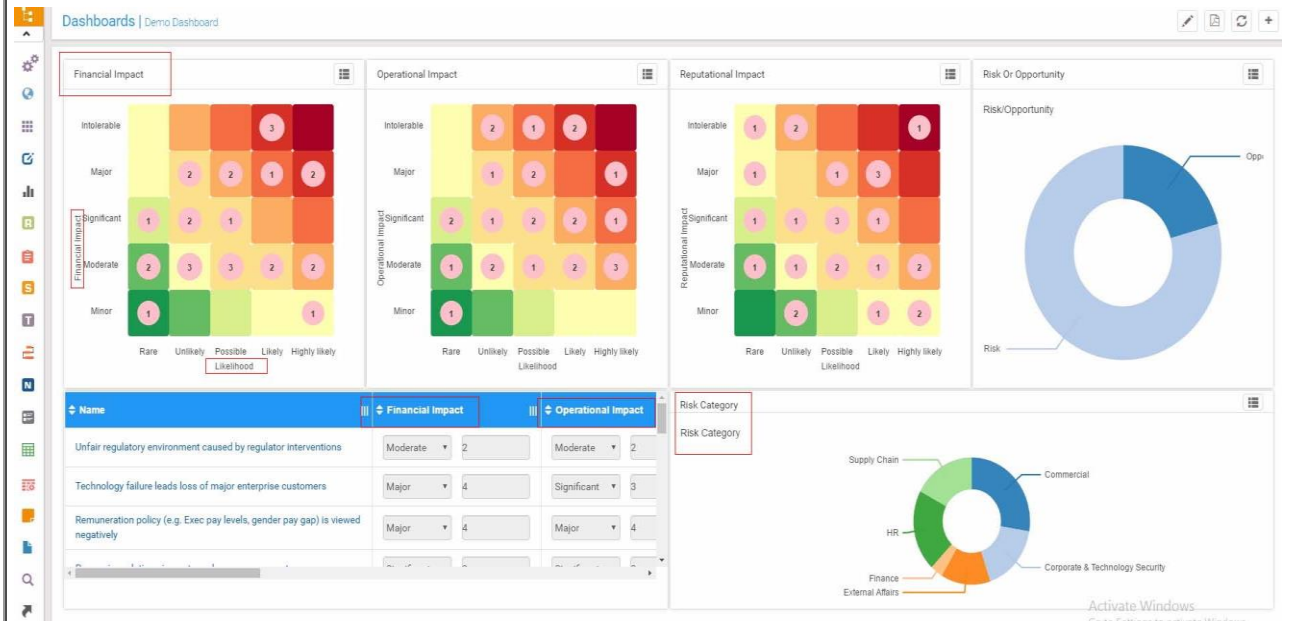
Claim: 1

CURA 1;

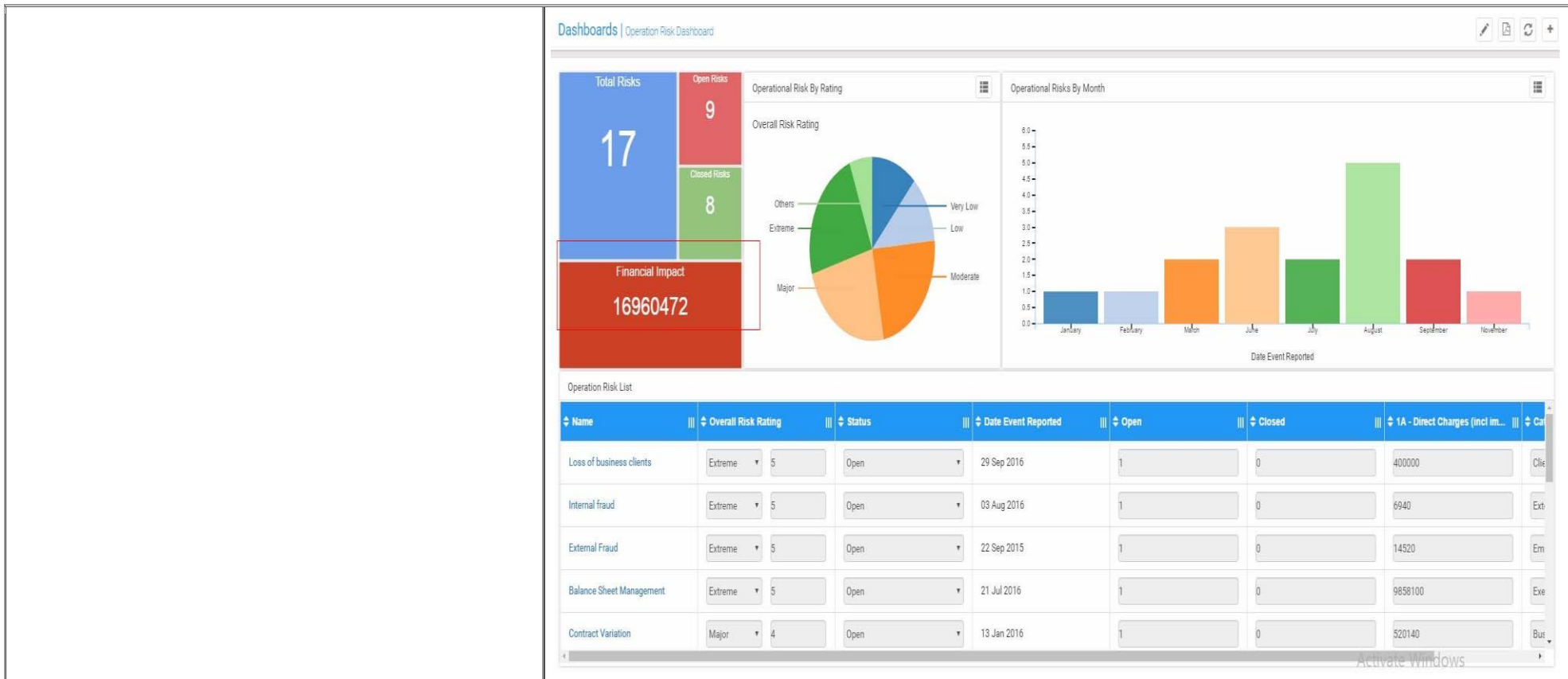
1. Apparatus for calculating **economic** loss from electronic threats capable of affecting computer networks, a network includes at least two interconnected networks and at least two IT systems, the threats including at least one electronic threat, and business processes operating on the IT systems, the apparatus including one or more computer processors and a computer readable memory coupled to the one or more computer processors in which programming code is stored, wherein the, one or more computer processors are configured pursuant to programming code in the computer readable memory to:



CURA 2;



CURA 3;



predict for each electronic threat capable of affecting computer networks in which IT systems operate, future threat activity based on past electronic threat activity wherein the electronic threats include computer viruses, Trojan horses, computer worms, malware, malicious signed binaries, hacking, and denial of service attacks, to receive electronic threat data from a database, to extrapolate future electronic threat event frequency

<p>and to produce a profile of predicted electronic threat activity comprising a list of predicted electronic threats, and their expected frequency of occurrence, wherein the electronic threat data includes observed threats and, for each electronic threat, one or more targets for the electronic threat and a severity score for each target;</p>	
<p>determine expected downtime of each system of the IT systems independence upon said predicted electronic threat activity including the severity scores and extrapolated future event frequency;</p>	
<p>determine economic loss for each of the business processes dependent on the downtimes of the IT systems, and;</p>	<p>CURA 1;</p>



CURA 2;

Dashboards | Demo Dashboard

Financial Impact

Intolerable				3	
Major		2	2	1	2
Significant	1	2	1		
Moderate	2	3	3	2	2
Minor	1				1
	Rare	Unlikely	Possible	Likely	Highly likely

Operational Impact

Intolerable		2	1	2	
Major		1	2		1
Significant	2	1	2	2	1
Moderate	1	2	1	2	3
Minor	1				
	Rare	Unlikely	Possible	Likely	Highly likely

Reputational Impact

Intolerable	1	2			1
Major	1		1	3	
Significant	1	1	3	1	
Moderate	1	1	2	1	2
Minor		2		1	2
	Rare	Unlikely	Possible	Likely	Highly likely

Risk Or Opportunity

Name	Financial Impact	Operational Impact
Unfair regulatory environment caused by regulator interventions	Moderate 2	Moderate 2
Technology failure leads loss of major enterprise customers	Major 4	Significant 3
Remuneration policy (e.g. Exec pay levels, gender pay gap) is viewed negatively	Major 4	Major 4

Risk Category

CURA 3;

	<p>Dashboards Operation Risk Dashboard</p> <p>Operational Risk Dashboard Summary:</p> <ul style="list-style-type: none"> Total Risks: 17 Open Risks: 9 Closed Risks: 8 Financial Impact: 16960472 <p>Operational Risk List:</p> <table border="1"> <thead> <tr> <th>Name</th> <th>Overall Risk Rating</th> <th>Status</th> <th>Date Event Reported</th> <th>Open</th> <th>Closed</th> <th>1A - Direct Charges (incl im...)</th> <th>Ca</th> </tr> </thead> <tbody> <tr> <td>Loss of business clients</td> <td>Extreme 5</td> <td>Open</td> <td>29 Sep 2016</td> <td>1</td> <td>0</td> <td>400000</td> <td>Clie</td> </tr> <tr> <td>Internal fraud</td> <td>Extreme 5</td> <td>Open</td> <td>03 Aug 2016</td> <td>1</td> <td>0</td> <td>6940</td> <td>Ext</td> </tr> <tr> <td>External Fraud</td> <td>Extreme 5</td> <td>Open</td> <td>22 Sep 2015</td> <td>1</td> <td>0</td> <td>14520</td> <td>Em</td> </tr> <tr> <td>Balance Sheet Management</td> <td>Extreme 5</td> <td>Open</td> <td>21 Jul 2016</td> <td>1</td> <td>0</td> <td>9858100</td> <td>Exe</td> </tr> <tr> <td>Contract Variation</td> <td>Major 4</td> <td>Open</td> <td>13 Jan 2016</td> <td>1</td> <td>0</td> <td>520140</td> <td>Bus</td> </tr> </tbody> </table>	Name	Overall Risk Rating	Status	Date Event Reported	Open	Closed	1A - Direct Charges (incl im...)	Ca	Loss of business clients	Extreme 5	Open	29 Sep 2016	1	0	400000	Clie	Internal fraud	Extreme 5	Open	03 Aug 2016	1	0	6940	Ext	External Fraud	Extreme 5	Open	22 Sep 2015	1	0	14520	Em	Balance Sheet Management	Extreme 5	Open	21 Jul 2016	1	0	9858100	Exe	Contract Variation	Major 4	Open	13 Jan 2016	1	0	520140	Bus
Name	Overall Risk Rating	Status	Date Event Reported	Open	Closed	1A - Direct Charges (incl im...)	Ca																																										
Loss of business clients	Extreme 5	Open	29 Sep 2016	1	0	400000	Clie																																										
Internal fraud	Extreme 5	Open	03 Aug 2016	1	0	6940	Ext																																										
External Fraud	Extreme 5	Open	22 Sep 2015	1	0	14520	Em																																										
Balance Sheet Management	Extreme 5	Open	21 Jul 2016	1	0	9858100	Exe																																										
Contract Variation	Major 4	Open	13 Jan 2016	1	0	520140	Bus																																										
<p>add economic losses for each business process to obtain a combined economic loss arising from the electronic threat activity.</p>	<p>CURA 1;</p>																																																



CURA 2;

Dashboards | Demo Dashboard

Financial Impact

Intolerable				3	
Major		2	2	1	2
Significant	1	2	1		
Moderate	2	3	3	2	2
Minor	1				1
	Rare	Unlikely	Possible	Likely	Highly likely

Operational Impact

Intolerable		2	1	2	
Major		1	2		1
Significant	2	1	2	2	1
Moderate	1	2	1	2	3
Minor	1				
	Rare	Unlikely	Possible	Likely	Highly likely

Reputational Impact

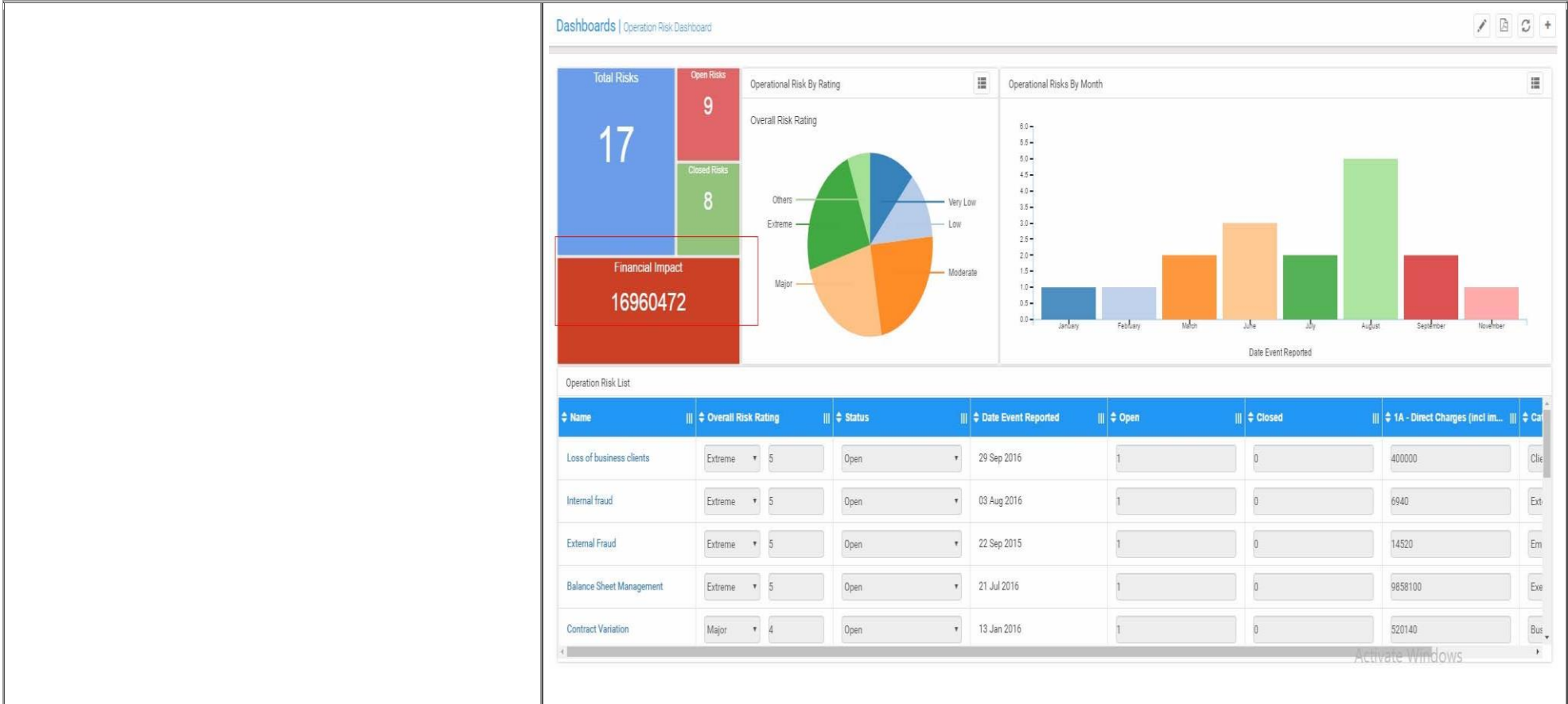
Intolerable	1	2			1
Major	1		1	3	
Significant	1	1	3	1	
Moderate	1	1	2	1	2
Minor		2		1	2
	Rare	Unlikely	Possible	Likely	Highly likely

Risk Or Opportunity

Name	Financial Impact	Operational Impact
Unfair regulatory environment caused by regulator interventions	Moderate 2	Moderate 2
Technology failure leads loss of major enterprise customers	Major 4	Significant 3
Remuneration policy (e.g. Exec pay levels, gender pay gap) is viewed negatively	Major 4	Major 4

Risk Category

CURA 3;



Claim: 13

13. A method for calculating economic loss from electronic threats capable of affecting computer networks, a network includes at least two interconnected networks and at least two IT systems, the threats including at least one electronic threat, and business processes operating on the IT

CURA 1;

systems, the apparatus including one or more computer processors and a computer readable memory coupled to the one or more, computer processors in which programming code is stored, wherein the one or more computer processors are configured pursuant to programming code in the computer readable memory to:



CURA 2;

Dashboards | Demo Dashboard

Financial Impact

Intolerable				3	
Major		2	2	1	2
Significant	1	2	1		
Moderate	2	3	3	2	2
Minor	1				1
	Rare	Unlikely	Possible	Likely	Highly likely

Operational Impact

Intolerable		2	1	2	
Major		1	2		1
Significant	2	1	2	2	1
Moderate	1	2	1	2	3
Minor	1				
	Rare	Unlikely	Possible	Likely	Highly likely

Reputational Impact

Intolerable	1	2			1
Major	1		1	3	
Significant	1	1	3	1	
Moderate	1	1	2	1	2
Minor		2		1	2
	Rare	Unlikely	Possible	Likely	Highly likely

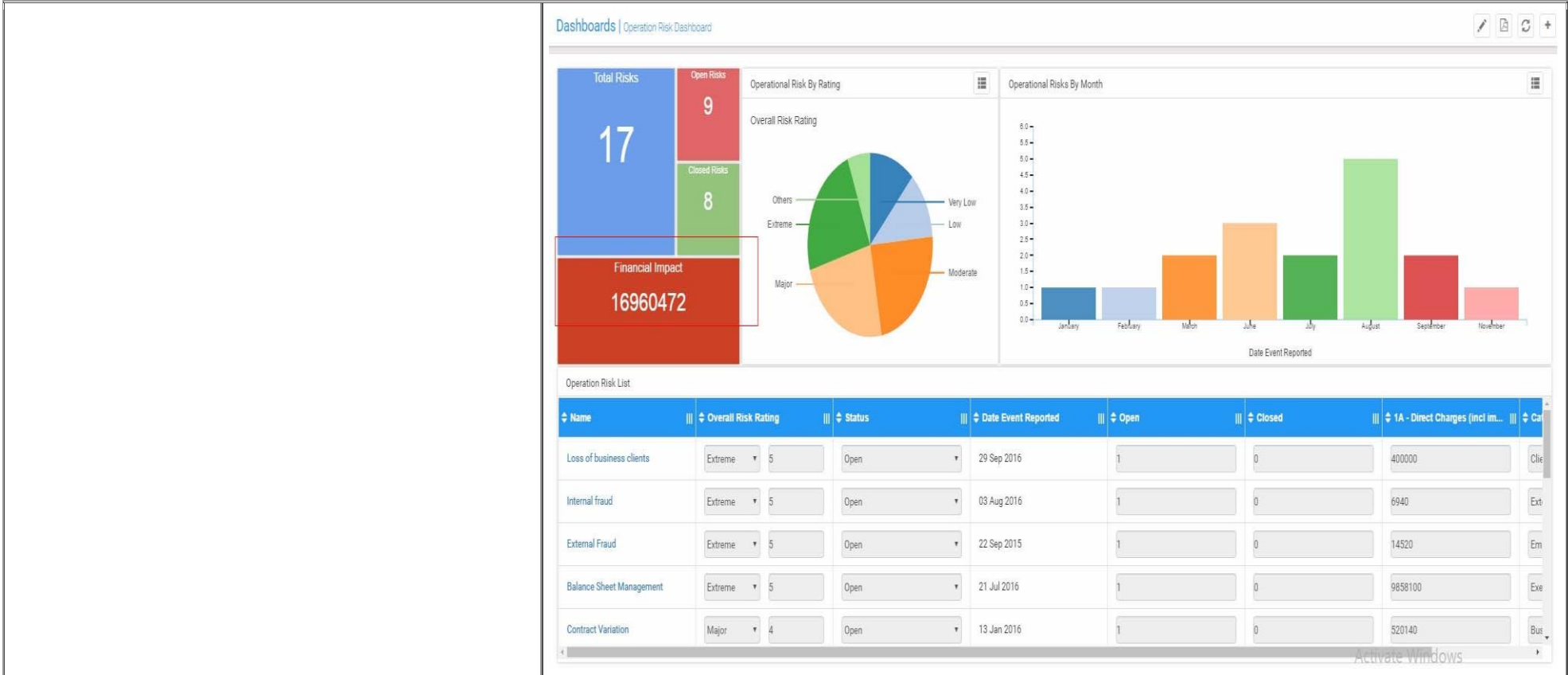
Risk Or Opportunity

Name	Financial Impact	Operational Impact
Unfair regulatory environment caused by regulator interventions	Moderate 2	Moderate 2
Technology failure leads loss of major enterprise customers	Major 4	Significant 3
Remuneration policy (e.g. Exec pay levels, gender pay gap) is viewed negatively	Major 4	Major 4

Risk Category

Activate Windows
Go to Settings to activate Windows.

CURA 3;



predict for each electronic threat capable of affecting computer networks in which IT systems operate, future threat activity based on past electronic, threat activity wherein the electronic threats include computer viruses, Trojan horses, computer worms, malware, malicious signed binaries, hacking, and denial of service attacks, to receive electronic threat data from a database, to extrapolate future electronic threat event frequency

<p>and to produce a profile of predicted electronic threat activity comprising a list of predicted threats and their expected frequency of occurrence, wherein the electronic threat data includes observed threats and, for each electronic threat, one or more targets for the electronic threat and a severity score for each target;</p>	
<p>determine expected downtime of each system of the IT systems independence upon said predicted electronic threat activity including the severity scores and extrapolated future event frequency;</p>	
<p>determine economic loss for each of the business processes dependent on the downtimes of the IT systems, and;</p>	<p>CURA 1;</p>



CURA 2;

Dashboards | Demo Dashboard

Financial Impact

Intolerable				3	
Major		2	2	1	2
Significant	1	2	1		
Moderate	2	3	3	2	2
Minor	1				1
	Rare	Unlikely	Possible	Likely	Highly likely

Operational Impact

Intolerable		2	1	2	
Major		1	2		1
Significant	2	1	2	2	1
Moderate	1	2	1	2	3
Minor	1				
	Rare	Unlikely	Possible	Likely	Highly likely

Reputational Impact

Intolerable	1	2			1
Major	1		1	3	
Significant	1	1	3	1	
Moderate	1	1	2	1	2
Minor		2		1	2
	Rare	Unlikely	Possible	Likely	Highly likely

Risk Or Opportunity

Name	Financial Impact	Operational Impact
Unfair regulatory environment caused by regulator interventions	Moderate 2	Moderate 2
Technology failure leads loss of major enterprise customers	Major 4	Significant 3
Remuneration policy (e.g. Exec pay levels, gender pay gap) is viewed negatively	Major 4	Major 4

Risk Category

CURA 3;

	<p>Dashboards Operation Risk Dashboard</p> <p>Operational Risk List</p> <table border="1"> <thead> <tr> <th>Name</th> <th>Overall Risk Rating</th> <th>Status</th> <th>Date Event Reported</th> <th>Open</th> <th>Closed</th> <th>1A - Direct Charges (incl im...)</th> <th>Ca</th> </tr> </thead> <tbody> <tr> <td>Loss of business clients</td> <td>Extreme 5</td> <td>Open</td> <td>29 Sep 2016</td> <td>1</td> <td>0</td> <td>400000</td> <td>Clie</td> </tr> <tr> <td>Internal fraud</td> <td>Extreme 5</td> <td>Open</td> <td>03 Aug 2016</td> <td>1</td> <td>0</td> <td>6940</td> <td>Ext</td> </tr> <tr> <td>External Fraud</td> <td>Extreme 5</td> <td>Open</td> <td>22 Sep 2015</td> <td>1</td> <td>0</td> <td>14520</td> <td>Em</td> </tr> <tr> <td>Balance Sheet Management</td> <td>Extreme 5</td> <td>Open</td> <td>21 Jul 2016</td> <td>1</td> <td>0</td> <td>9858100</td> <td>Exe</td> </tr> <tr> <td>Contract Variation</td> <td>Major 4</td> <td>Open</td> <td>13 Jan 2016</td> <td>1</td> <td>0</td> <td>520140</td> <td>Bus</td> </tr> </tbody> </table>	Name	Overall Risk Rating	Status	Date Event Reported	Open	Closed	1A - Direct Charges (incl im...)	Ca	Loss of business clients	Extreme 5	Open	29 Sep 2016	1	0	400000	Clie	Internal fraud	Extreme 5	Open	03 Aug 2016	1	0	6940	Ext	External Fraud	Extreme 5	Open	22 Sep 2015	1	0	14520	Em	Balance Sheet Management	Extreme 5	Open	21 Jul 2016	1	0	9858100	Exe	Contract Variation	Major 4	Open	13 Jan 2016	1	0	520140	Bus
Name	Overall Risk Rating	Status	Date Event Reported	Open	Closed	1A - Direct Charges (incl im...)	Ca																																										
Loss of business clients	Extreme 5	Open	29 Sep 2016	1	0	400000	Clie																																										
Internal fraud	Extreme 5	Open	03 Aug 2016	1	0	6940	Ext																																										
External Fraud	Extreme 5	Open	22 Sep 2015	1	0	14520	Em																																										
Balance Sheet Management	Extreme 5	Open	21 Jul 2016	1	0	9858100	Exe																																										
Contract Variation	Major 4	Open	13 Jan 2016	1	0	520140	Bus																																										
<p>add economic losses for the business processes to obtain a combined economic loss arising from the threat activity.</p>	<p>CURA 1;</p>																																																



CURA 2;

Dashboards | Demo Dashboard

Financial Impact

Intolerable				3	
Major		2	2	1	2
Significant	1	2	1		
Moderate	2	3	3	2	2
Minor	1				1
	Rare	Unlikely	Possible	Likely	Highly likely

Operational Impact

Intolerable		2	1	2	
Major		1	2		1
Significant	2	1	2	2	1
Moderate	1	2	1	2	3
Minor	1				
	Rare	Unlikely	Possible	Likely	Highly likely

Reputational Impact

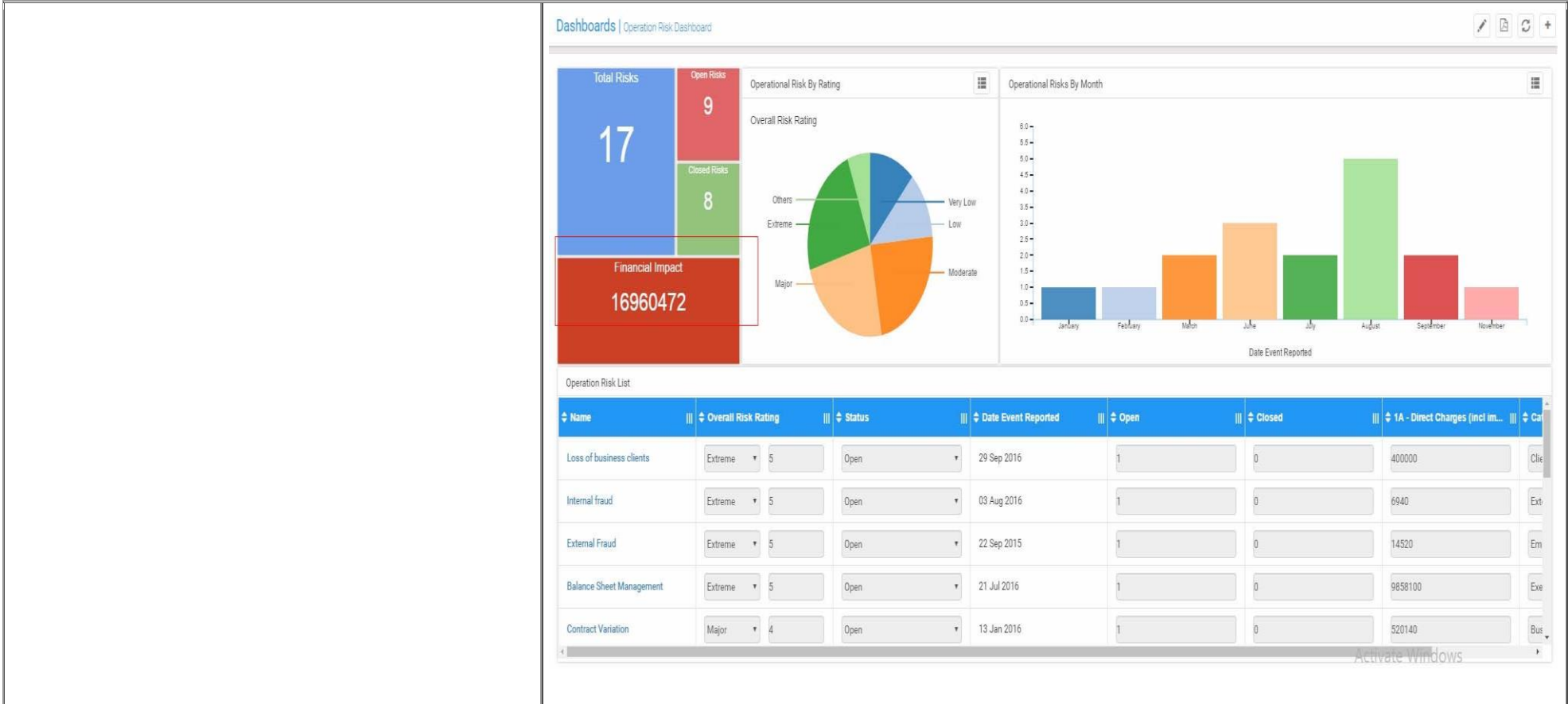
Intolerable	1	2			1
Major	1		1	3	
Significant	1	1	3	1	
Moderate	1	1	2	1	2
Minor		2		1	2
	Rare	Unlikely	Possible	Likely	Highly likely

Risk Or Opportunity

Name	Financial Impact	Operational Impact
Unfair regulatory environment caused by regulator interventions	Moderate 2	Moderate 2
Technology failure leads loss of major enterprise customers	Major 4	Significant 3
Remuneration policy (e.g. Exec pay levels, gender pay gap) is viewed negatively	Major 4	Major 4

Risk Category

CURA 3;



Claim: 16

16. A computer readable memory storing a computer program which when executed by a computer system, causes the computer system to perform a method of calculating economic loss from electronic threats capable of affecting computer networks, the computer network

CURA 1;

comprising IT systems, wherein business processes operate on the IT systems, the method comprising:



Dashboards | Demo Dashboard

Financial Impact

Intolerable				3	
Major		2	2	1	2
Significant	1	2	1		
Moderate	2	3	3	2	2
Minor	1				1
	Rare	Unlikely	Possible	Likely	Highly likely

Operational Impact

Intolerable		2	1	2	
Major		1	2		1
Significant	2	1	2	2	1
Moderate	1	2	1	2	3
Minor	1				
	Rare	Unlikely	Possible	Likely	Highly likely

Reputational Impact

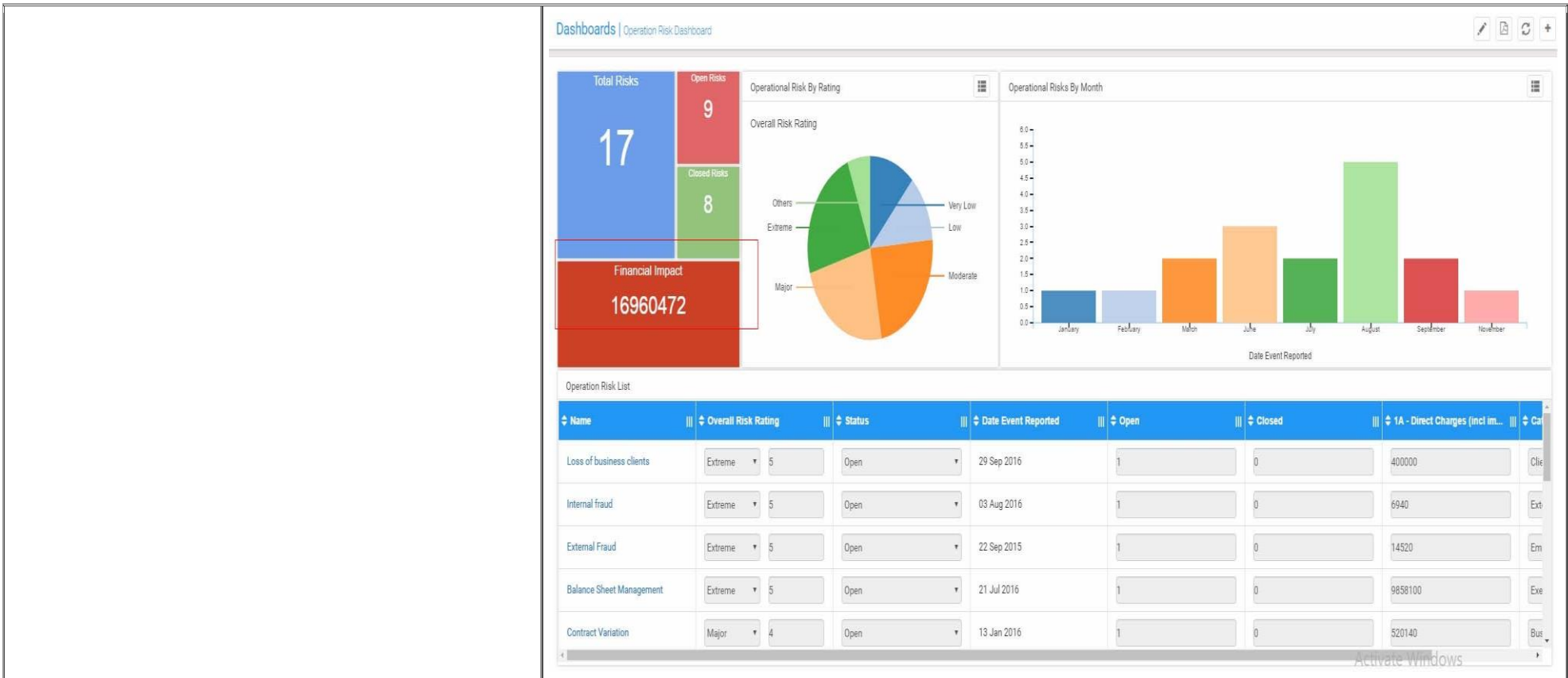
Intolerable	1	2			1
Major	1		1	3	
Significant	1	1	3	1	
Moderate	1	1	2	1	2
Minor		2		1	2
	Rare	Unlikely	Possible	Likely	Highly likely

Risk Or Opportunity

Name	Financial Impact	Operational Impact
Unfair regulatory environment caused by regulator interventions	Moderate 2	Moderate 2
Technology failure leads loss of major enterprise customers	Major 4	Significant 3
Remuneration policy (e.g. Exec pay levels, gender pay gap) is viewed negatively	Major 4	Major 4

Risk Category

CURA 3;



predicting future electronic threat activity based on historical electronic threat activity, for each electronic threat capable of affecting computer networks in which IT systems operate;

to receive electronic threat data from a database, to extrapolate future electronic threat event frequency and to produce a profile of predicted electronic threat activity comprising a list of predicted

<p>electronic threats and their expected frequency of occurrence, wherein the electronic threat data includes observed threats and, for each electronic threat, one or more targets for the electronic threat and a severity score for each target;</p>	
<p>determining expected downtime of each system of the total IT systems in dependence upon said predicted electronic threat activity including the severity scores and extrapolated future event frequency;</p>	
<p>determining economic loss for each of the business processes dependent on the downtimes of the IT systems, and;</p>	<p>CURA 1;</p>



CURA 2;

Dashboards | Demo Dashboard

Financial Impact

Intolerable				3	
Major		2	2	1	2
Significant	1	2	1		
Moderate	2	3	3	2	2
Minor	1				1
	Rare	Unlikely	Possible	Likely	Highly likely

Operational Impact

Intolerable		2	1	2	
Major		1	2		1
Significant	2	1	2	2	1
Moderate	1	2	1	2	3
Minor	1				
	Rare	Unlikely	Possible	Likely	Highly likely

Reputational Impact

Intolerable	1	2			1
Major	1		1	3	
Significant	1	1	3	1	
Moderate	1	1	2	1	2
Minor		2		1	2
	Rare	Unlikely	Possible	Likely	Highly likely

Risk Or Opportunity

Name	Financial Impact	Operational Impact
Unfair regulatory environment caused by regulator interventions	Moderate 2	Moderate 2
Technology failure leads loss of major enterprise customers	Major 4	Significant 3
Remuneration policy (e.g. Exec pay levels, gender pay gap) is viewed negatively	Major 4	Major 4

Risk Category

Activate Windows
Go to Settings to activate Windows.

CURA 3;



Operation Risk List

Name	Overall Risk Rating	Status	Date Event Reported	Open	Closed	1A - Direct Charges (incl im...)	Ca
Loss of business clients	Extreme 5	Open	29 Sep 2016	1	0	400000	Clie
Internal fraud	Extreme 5	Open	03 Aug 2016	1	0	6940	Ext
External Fraud	Extreme 5	Open	22 Sep 2015	1	0	14520	Em
Balance Sheet Management	Extreme 5	Open	21 Jul 2016	1	0	9858100	Exe
Contract Variation	Major 4	Open	13 Jan 2016	1	0	520140	Bus

Activate Windows

	<p>Dashboards Operation Risk Dashboard</p> <p>Operational Risk List</p> <table border="1"> <thead> <tr> <th>Name</th> <th>Overall Risk Rating</th> <th>Status</th> <th>Date Event Reported</th> <th>Open</th> <th>Closed</th> <th>1A - Direct Charges (incl im...)</th> <th>Ca</th> </tr> </thead> <tbody> <tr> <td>Loss of business clients</td> <td>Extreme 5</td> <td>Open</td> <td>29 Sep 2016</td> <td>1</td> <td>0</td> <td>400000</td> <td>Clie</td> </tr> <tr> <td>Internal fraud</td> <td>Extreme 5</td> <td>Open</td> <td>03 Aug 2016</td> <td>1</td> <td>0</td> <td>6940</td> <td>Ext</td> </tr> <tr> <td>External Fraud</td> <td>Extreme 5</td> <td>Open</td> <td>22 Sep 2015</td> <td>1</td> <td>0</td> <td>14520</td> <td>Em</td> </tr> <tr> <td>Balance Sheet Management</td> <td>Extreme 5</td> <td>Open</td> <td>21 Jul 2016</td> <td>1</td> <td>0</td> <td>9858100</td> <td>Exe</td> </tr> <tr> <td>Contract Variation</td> <td>Major 4</td> <td>Open</td> <td>13 Jan 2016</td> <td>1</td> <td>0</td> <td>520140</td> <td>Bus</td> </tr> </tbody> </table>	Name	Overall Risk Rating	Status	Date Event Reported	Open	Closed	1A - Direct Charges (incl im...)	Ca	Loss of business clients	Extreme 5	Open	29 Sep 2016	1	0	400000	Clie	Internal fraud	Extreme 5	Open	03 Aug 2016	1	0	6940	Ext	External Fraud	Extreme 5	Open	22 Sep 2015	1	0	14520	Em	Balance Sheet Management	Extreme 5	Open	21 Jul 2016	1	0	9858100	Exe	Contract Variation	Major 4	Open	13 Jan 2016	1	0	520140	Bus
Name	Overall Risk Rating	Status	Date Event Reported	Open	Closed	1A - Direct Charges (incl im...)	Ca																																										
Loss of business clients	Extreme 5	Open	29 Sep 2016	1	0	400000	Clie																																										
Internal fraud	Extreme 5	Open	03 Aug 2016	1	0	6940	Ext																																										
External Fraud	Extreme 5	Open	22 Sep 2015	1	0	14520	Em																																										
Balance Sheet Management	Extreme 5	Open	21 Jul 2016	1	0	9858100	Exe																																										
Contract Variation	Major 4	Open	13 Jan 2016	1	0	520140	Bus																																										
<p>adding economic losses for each business process to obtain a combined economic loss arising from the electronic threat activity.</p>	<p>CURA 1;</p>																																																



CURA 2;

Dashboards | Demo Dashboard

Financial Impact

Intolerable				3	
Major		2	2	1	2
Significant	1	2	1		
Moderate	2	3	3	2	2
Minor	1				1
	Rare	Unlikely	Possible	Likely	Highly likely

Operational Impact

Intolerable		2	1	2	
Major		1	2		1
Significant	2	1	2	2	1
Moderate	1	2	1	2	3
Minor	1				
	Rare	Unlikely	Possible	Likely	Highly likely

Reputational Impact

Intolerable	1	2			1
Major	1		1	3	
Significant	1	1	3	1	
Moderate	1	1	2	1	2
Minor		2		1	2
	Rare	Unlikely	Possible	Likely	Highly likely

Risk Or Opportunity

Name	Financial Impact	Operational Impact
Unfair regulatory environment caused by regulator interventions	Moderate 2	Moderate 2
Technology failure leads loss of major enterprise customers	Major 4	Significant 3
Remuneration policy (e.g. Exec pay levels, gender pay gap) is viewed negatively	Major 4	Major 4

Risk Category

Activate Windows
Go to Settings to activate Windows.

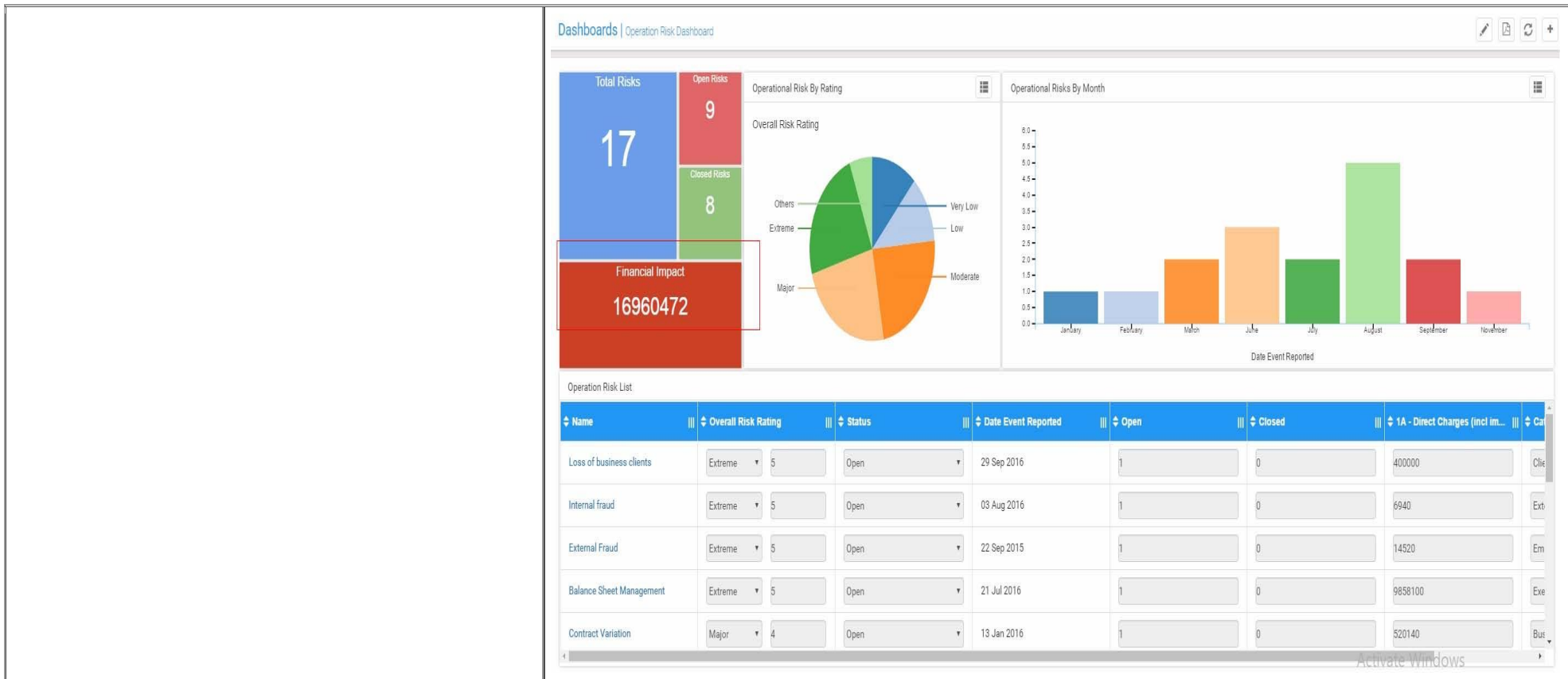
CURA 3;



Operation Risk List

Name	Overall Risk Rating	Status	Date Event Reported	Open	Closed	1A - Direct Charges (incl im...)	Ca
Loss of business clients	Extreme 5	Open	29 Sep 2016	1	0	400000	Clie
Internal fraud	Extreme 5	Open	03 Aug 2016	1	0	6940	Ext
External Fraud	Extreme 5	Open	22 Sep 2015	1	0	14520	Em
Balance Sheet Management	Extreme 5	Open	21 Jul 2016	1	0	9858100	Exe
Contract Variation	Major 4	Open	13 Jan 2016	1	0	520140	Bus

Activate Windows



Note: Total claims: 16 and Independent claims: 3

EXHIBIT H	
Quantar's Preliminary Infringement Contentions	
US Patent No: 16/129,820	Accused Instrumentalities
CLAIM 1.	

<p>A system, comprising one or more networks comprising computing systems that are subject to a security policy, the security policy comprising breach parameters defining one or more events that are indicative of an electronic threat, the security policy breach parameters being associated with a remediation provision in a network security device policy for the computing systems and the network or networks;</p>	
<p>one or more data and traffic collecting devices, deployed within the network or networks, that collect entity information and monitor network data and traffic of the network or networks that is related to security information;</p>	
<p>samples network data and traffic and automatically detects occurrence of one or more of the events that are indicative of an electronic threat based on the network data and traffic;</p>	
<p>identifies electronic threats using a list of known threats stored in a database;</p>	
<p>produces observed electronic threat data, which includes a list of the observed electronic threats and their frequency of occurrence and stores the data in a</p>	

<p>database accessed by a threat assessment system that;</p>	
<p>automatically determines the breach parameters that apply for the one or more electronic threats that have been identified; and generates a remediation of network security device security parameters for the network or networks based upon predicted losses arising from the observed electronic threats.</p>	
<p>CLAIM 16.</p>	<p>CLAIM 16.</p>
<p>A method, comprising:</p> <p>establishing security parameters for an entity, the security parameters defining one or more events that are indicative of an electronic threat, the security policy breach parameters being associated with a remediation provision in a network security device policy of the entity</p>	
<p>automatically detecting occurrence of one or more of the events that are indicative of an electronic threat;</p>	
<p>automatically determining the breach parameters that apply for the one or more events that occurred;</p> <p>and</p>	

<p>causing a remediation of network security device security parameters determined based upon predicted losses arising from electronic threats.</p>	
<p>CLAIM 20.</p>	
<p>A system, comprising:</p> <p>one or more data and traffic collecting devices deployed within a network that collect entity information and monitor network data and traffic of the network that is related to security information, the network comprising computing systems that are subject to a security policy, the security policy comprising breach parameters defining one or more events that are indicative of an electronic threat, the breach parameters being associated with a remediation provision in a network security device policy for the computing systems and the network or networks;</p>	
<p>a threat analyzer and threat assessment system:</p> <p>automatically detects occurrence of one or more of the events that are indicative of an electronic threat based on the network data and traffic;</p>	
<p>automatically determines the breach parameters that apply for the one or more electronic threats; and generates a remediation of network security device</p>	

security parameters for the network or networks based on predicted losses arising from the observed electronic threats.	
---	--

EXHIBITS

CURA 1



CURA 2

Dashboards | Demo Dashboard

-
-
-
-
-
-
-
-
-
-
-
-

Financial Impact

Intolerable				3	
Major		2	2	1	2
Significant	1	2	1		
Moderate	2	3	3	2	2
Minor	1				1
	Rare	Unlikely	Possible	Likely	Highly likely

Likelihood

Operational Impact

Intolerable		2	1	2	
Major		1	2		1
Significant	2	1	2	2	1
Moderate	1	2	1	2	3
Minor	1				
	Rare	Unlikely	Possible	Likely	Highly likely

Likelihood

Reputational Impact

Intolerable	1	2			1
Major	1		1	3	
Significant	1	1	3	1	
Moderate	1	1	2	1	2
Minor		2		1	2
	Rare	Unlikely	Possible	Likely	Highly likely

Likelihood

Risk Or Opportunity

Risk/Opportunity

Risk

Opp

Name	Financial Impact	Operational Impact
Unfair regulatory environment caused by regulator interventions	Moderate 2	Moderate 2
Technology failure leads loss of major enterprise customers	Major 4	Significant 3
Remuneration policy (e.g. Exec pay levels, gender pay gap) is viewed negatively	Major 4	Major 4

Risk Category

Supply Chain

Commercial

HR

Finance

External Affairs

Corporate & Technology Security

Page 134 of 135

CURA 3



Operation Risk List

Name	Overall Risk Rating	Status	Date Event Reported	Open	Closed	1A - Direct Charges (incl im...)	Ca
Loss of business clients	Extreme 5	Open	29 Sep 2016	1	0	400000	Clie
Internal fraud	Extreme 5	Open	03 Aug 2016	1	0	6940	Ext
External Fraud	Extreme 5	Open	22 Sep 2015	1	0	14520	Em
Balance Sheet Management	Extreme 5	Open	21 Jul 2016	1	0	9858100	Exe
Contract Variation	Major 4	Open	13 Jan 2016	1	0	520140	Bus

Activate Windows